



GOBIERNO
DE ESPAÑA

MINISTERIO
DE EMPLEO
Y SEGURIDAD SOCIAL



UNIÓN EUROPEA
Fondo Social Europeo
El FSE invierte en tu futuro

Sistema Nacional de Garantía Juvenil

Fichero de Inscripción



Datos a 31 DE ENERO DE 2018



SISTEMA NACIONAL DE GARANTÍA JUVENIL

Datos a 31 de enero de 2018



Proceso de Inscripción (TABLA GENERAL)

	ESPAÑA		
	Total	Hombres	Mujeres
Solicitudes	1.092.477	548.567	543.910
Con usuario y contraseña	878.510	438.656	439.854
Certificado electrónico	182.902	94.589	88.313
En Papel completas y correctas	31.065	15.322	15.743
Expedientes resueltos	1.076.788	540.405	536.383
Con usuario y contraseña	865.408	431.885	433.523
Certificado electrónico	180.374	93.233	87.141
En Papel	31.006	15.287	15.719
% de expedientes resueltos	99%	99%	99%
Inscripciones (resoluciones positivas)	1.036.126	520.398	515.728
Con usuario y contraseña	851.357	424.764	426.593
Certificado electrónico	173.645	89.557	84.088
En Papel	11.124	6.077	5.047
Denegaciones (resoluciones negativas)	40.662	20.007	20.655
Con usuario y contraseña	14.051	7.121	6.930
Certificado electrónico	6.729	3.676	3.053
En Papel	19.882	9.210	10.672
Servicio 060 Garantía Juvenil (Acumulado 2018)	2.565	---	---
Llamadas atendidas - opción jóvenes	2.286	---	---
Llamadas atendidas - opción empleadores	279	---	---
Correos atendidos	0	---	---

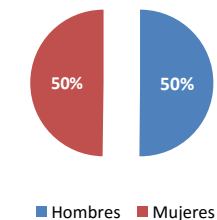
Datos del Sistema Nacional de Garantía Juvenil

Modelo estadístico acordado en la Comisión Delegada de Seguimiento y Evaluación del Sistema Nacional de Garantía Juvenil

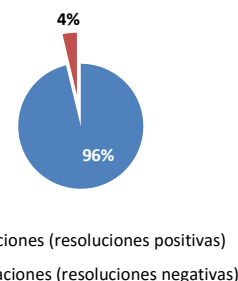
Por Tipo de Expediente



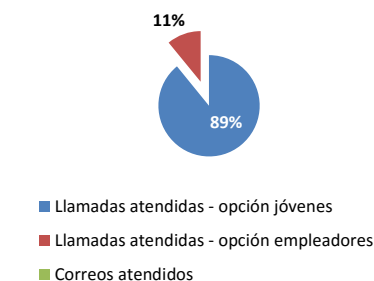
Por Sexo



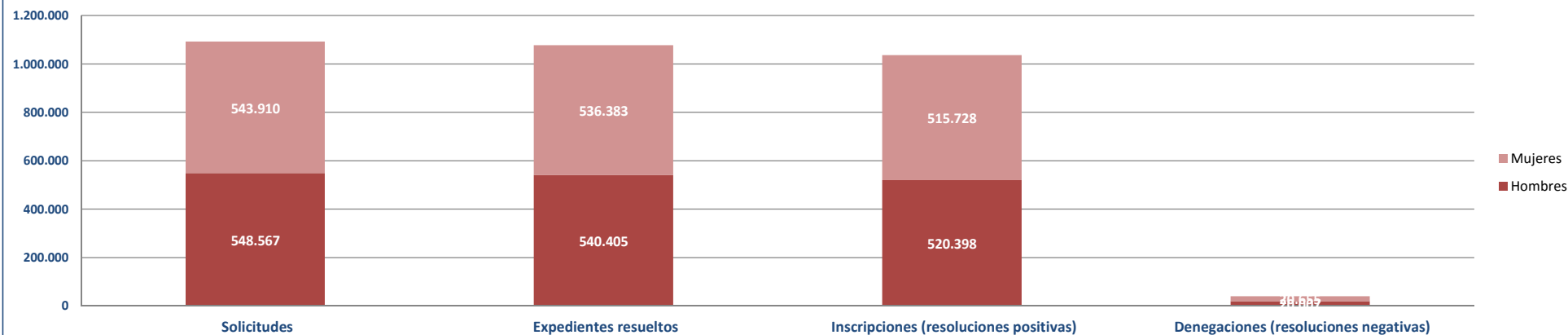
Por Tipo de resolución



Teléfono de Información



Registro del Sistema



SISTEMA NACIONAL DE GARANTÍA JUVENIL

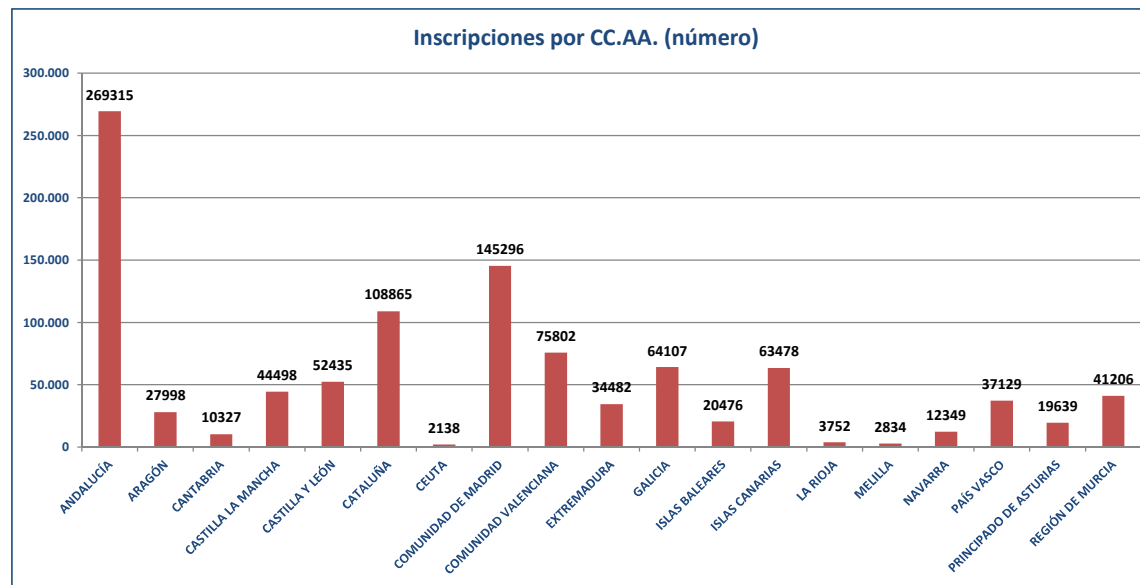
Datos a 31 de enero de 2018



INSCRIPCIONES

(Datos por CC.AA.)

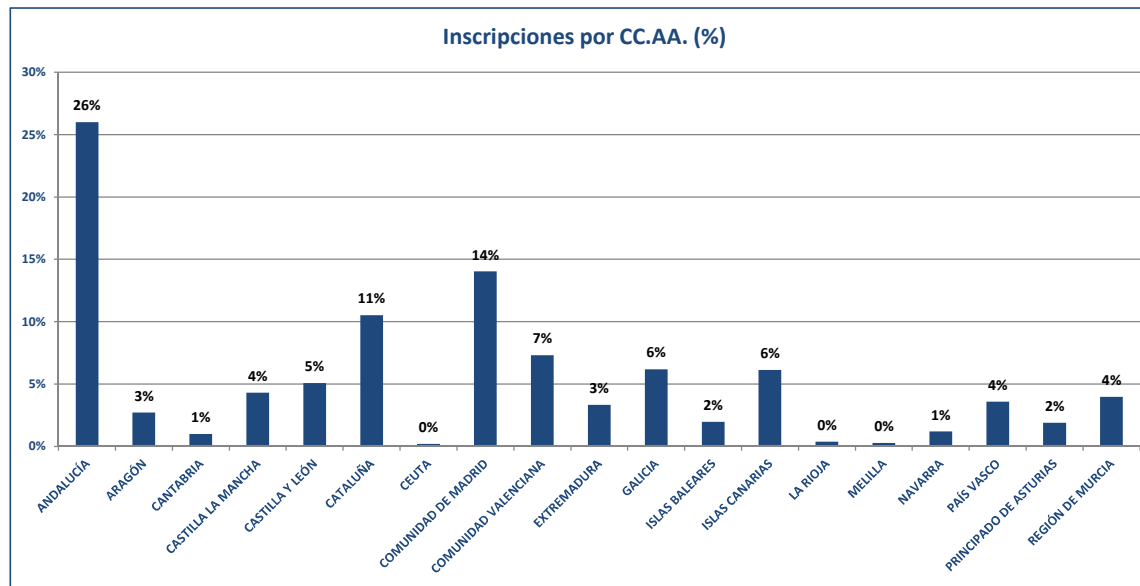
	Total		Hombres		Mujeres	
	Número	%/total	Número	%/total	Número	%/total
ANDALUCÍA	269.315	26%	130.812	25,1%	138.503	26,9%
ARAGÓN	27.998	3%	14.202	2,7%	13.796	2,7%
CANTABRIA	10.327	1%	5.310	1,0%	5.017	1,0%
CASTILLA LA MANCHA	44.498	4%	21.646	4,2%	22.852	4,4%
CASTILLA Y LEÓN	52.435	5%	26.741	5,1%	25.694	5,0%
CATALUÑA	108.865	11%	59.750	11,5%	49.115	9,5%
CEUTA	2.138	0%	1.018	0,2%	1.120	0,2%
COMUNIDAD DE MADRID	145.296	14%	72.111	13,9%	73.185	14,2%
COMUNIDAD VALENCIANA	75.802	7%	38.860	7,5%	36.942	7,2%
EXTREMADURA	34.482	3%	16.832	3,2%	17.650	3,4%
GALICIA	64.107	6%	31.357	6,0%	32.750	6,4%
ISLAS BALEARES	20.476	2%	10.270	2,0%	10.206	2,0%
ISLAS CANARIAS	63.478	6%	31.406	6,0%	32.072	6,2%
LA RIOJA	3.752	0%	1.919	0,4%	1.833	0,4%
MELILLA	2.834	0%	1.307	0,3%	1.527	0,3%
NAVARRA	12.349	1%	6.601	1,3%	5.748	1,1%
PAÍS VASCO	37.129	4%	18.619	3,6%	18.510	3,6%
PRINCIPADO DE ASTURIAS	19.639	2%	10.466	2,0%	9.173	1,8%
REGIÓN DE MURCIA	41.206	4%	21.171	4,1%	20.035	3,9%
TOTAL ESPAÑA	1.036.126	100%	520.398	100%	515.728	100%



DENEGACIONES

(Datos por CC.AA.)

	Total		Hombres		Mujeres	
	Número	%/total	Número	%/total	Número	%/total
ANDALUCÍA	7.947	20%	4.145	20,7%	3.802	18,4%
ARAGÓN	2.471	6%	1.168	5,8%	1.303	6,3%
CANTABRIA	229	1%	131	0,7%	98	0,5%
CASTILLA LA MANCHA	1.229	3%	631	3,2%	598	2,9%
CASTILLA Y LEÓN	1.572	4%	799	4,0%	773	3,7%
CATALUÑA	3.053	8%	1.710	8,5%	1.343	6,5%
CEUTA	58	0%	25	0,1%	33	0,2%
COMUNIDAD DE MADRID	8.631	21%	4.248	21,2%	4.383	21,2%
COMUNIDAD VALENCIANA	1.789	4%	944	4,7%	845	4,1%
EXTREMADURA	923	2%	528	2,6%	395	1,9%
GALICIA	1.745	4%	754	3,8%	991	4,8%
ISLAS BALEARES	643	2%	318	1,6%	325	1,6%
ISLAS CANARIAS	989	2%	451	2,3%	538	2,6%
LA RIOJA	117	0%	65	0,3%	52	0,3%
MELILLA	60	0%	30	0,1%	30	0,1%
NAVARRA	319	1%	170	0,8%	149	0,7%
PAÍS VASCO	7.430	18%	3.112	15,6%	4.318	20,9%
PRINCIPADO DE ASTURIAS	424	1%	210	1,0%	214	1,0%
REGIÓN DE MURCIA	1.033	3%	568	2,8%	465	2,3%
TOTAL ESPAÑA	40.662	100%	20.007	100%	20.655	100%



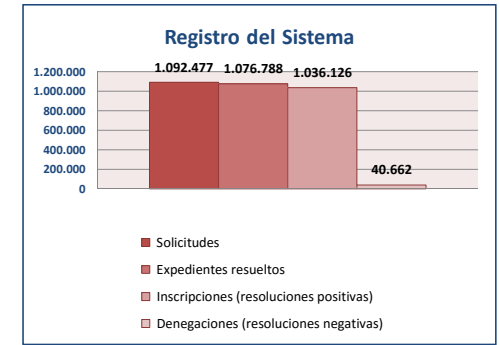
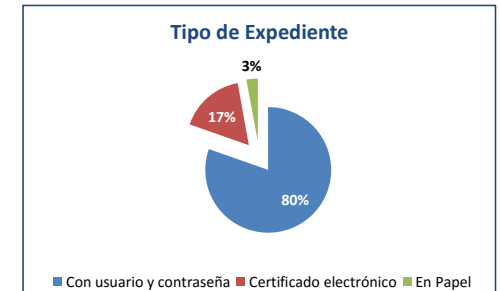
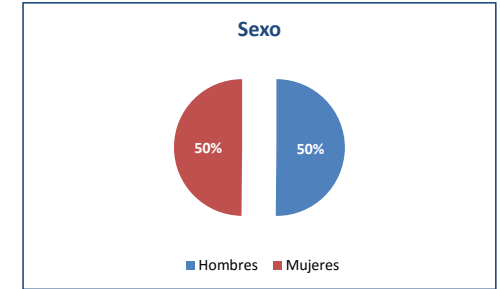
SISTEMA NACIONAL DE GARANTÍA JUVENIL

Datos a 31 de enero de 2018



ESTADOS (TOTAL POR CC.AA, PROVINCIAS Y SEXO)

	Solicitudes			Expedientes resueltos			Inscripciones			Denegaciones		
	TOTAL	Hombres	Mujeres	TOTAL	Hombres	Mujeres	TOTAL	Hombres	Mujeres	TOTAL	Hombres	Mujeres
ANDALUCÍA	279.971	136.264	143.707	277.262	134.957	142.305	269.315	130.812	138.503	7.947	4.145	3.802
ALMERÍA	18.555	9.100	9.455	18.165	8.906	9.259	17.568	8.618	8.950	597	288	309
CADIZ	46.007	22.555	23.452	45.658	22.406	23.252	44.760	21.962	22.798	898	444	454
CORDOBA	32.102	15.318	16.784	31.904	15.227	16.677	31.119	14.786	16.333	785	441	344
GRANADA	32.909	16.096	16.813	32.549	15.917	16.632	31.564	15.409	16.155	985	508	477
HUELVA	17.679	8.787	8.892	17.549	8.719	8.830	17.004	8.425	8.579	545	294	251
JAÉN	26.916	12.647	14.269	26.748	12.565	14.183	25.700	12.003	13.697	1.048	562	486
MÁLAGA	40.496	20.129	20.367	39.955	19.877	20.078	38.726	19.236	19.490	1.229	641	588
SEVILLA	65.307	31.632	33.675	64.736	31.340	33.396	62.876	30.373	32.503	1.860	967	893
ARAGÓN	30.954	15.650	15.304	30.469	15.370	15.099	27.998	14.202	13.796	2.471	1.168	1.303
HUESCA	4.456	2.267	2.189	4.399	2.229	2.170	4.044	2.088	1.956	355	141	214
TERUEL	3.266	1.613	1.653	3.231	1.592	1.639	2.973	1.502	1.471	258	141	168
ZARAGOZA	23.232	11.770	11.462	22.839	11.549	11.290	20.981	10.612	10.369	1.858	937	921
CANTABRIA	10.677	5.514	5.163	10.556	5.441	5.115	10.327	5.310	5.017	229	131	98
CASTILLA LA MANCHA	46.317	22.581	23.736	45.727	22.277	23.450	44.498	21.646	22.852	1.229	631	598
ALBACETE	8.501	4.152	4.349	8.401	4.098	4.303	8.162	3.974	4.188	239	124	115
CIUDAD REAL	14.023	6.577	7.446	13.838	6.486	7.352	13.464	6.294	7.170	374	192	182
CUENCA	3.652	1.793	1.859	3.592	1.767	1.825	3.481	1.718	1.763	111	49	62
GUADALAJARA	4.675	2.285	2.390	4.609	2.251	2.358	4.443	2.153	2.290	166	93	73
TOLEDO	15.466	7.774	7.692	15.287	7.670	7.617	14.948	7.497	7.451	339	173	166
CASTILLA Y LEÓN	54.602	27.855	26.747	54.007	27.540	26.467	52.435	26.741	25.694	1.572	799	773
ÁVILA	2.788	1.407	1.381	2.747	1.385	1.362	2.648	1.330	1.318	99	55	44
BURGOS	8.060	3.990	4.070	7.945	3.925	4.020	7.729	3.813	3.916	216	112	104
LEÓN	9.975	5.249	4.726	9.875	5.197	4.678	9.592	5.068	4.524	283	129	154
PALENCIA	4.669	2.375	2.294	4.629	2.358	2.271	4.526	2.307	2.219	103	51	52
SALAMANCA	8.381	4.101	4.280	8.298	4.064	4.234	8.091	3.960	4.131	207	104	103
SEGOVIA	3.022	1.593	1.429	2.976	1.569	1.407	2.888	1.516	1.372	88	53	35
SORIA	1.926	1.013	913	1.898	997	901	1.856	975	881	42	22	20
VALLADOLID	11.943	6.175	5.768	11.826	6.106	5.720	11.418	5.894	5.524	408	212	196
ZAMORA	3.838	1.952	1.886	3.813	1.939	1.874	3.687	1.878	1.809	126	61	65
CATALUÑA	114.759	63.102	51.657	111.918	61.460	50.458	108.865	59.750	49.115	3.053	1.710	1.343
BARCELONA	77.753	43.173	34.580	75.909	42.109	33.800	73.854	40.930	32.924	2.055	1.179	876
GIJÓN	13.895	7.543	6.352	13.458	7.284	6.174	13.092	7.089	6.003	366	195	171
LLEIDA	7.419	3.992	3.427	7.217	3.871	3.346	7.021	3.756	3.265	196	115	81
TARRAGONA	15.692	8.394	7.298	15.335	8.196	7.139	14.899	7.975	6.924	436	221	215
CEUTA	2.212	1.053	1.159	2.196	1.043	1.153	2.138	1.018	1.120	58	25	33
COMUNIDAD DE MADRID	157.080	77.904	79.176	153.927	76.359	77.568	145.296	72.111	73.185	8.631	4.248	4.383
COMUNIDAD VALENCIANA	78.701	40.375	38.326	77.591	39.804	37.787	75.802	38.860	36.942	1.789	944	845
ALICANTE	28.297	14.707	13.590	27.898	14.488	13.410	27.345	14.193	13.152	553	295	258
CASTELLÓN	9.477	4.896	4.581	9.297	4.795	4.502	9.054	4.652	4.402	243	143	100
VALENCIA	40.927	20.772	20.155	40.398	20.522	19.876	39.405	20.016	19.389	993	506	487
EXTREMADURA	35.657	17.474	18.183	35.405	17.360	18.045	34.482	16.832	17.650	923	528	395
BADAJOS	23.343	11.281	12.062	23.208	11.218	11.990	22.585	10.861	11.724	623	357	266
CÁCERES	12.314	6.193	6.121	12.198	6.142	6.056	11.898	5.971	5.927	300	171	129
GALICIA	66.648	32.493	34.155	65.852	32.111	33.741	64.107	31.357	32.750	1.745	754	991
A CORUÑA	25.242	12.163	13.079	24.916	12.013	12.903	24.285	11.737	12.548	631	276	355
LUGO	7.911	3.870	4.041	7.821	3.824	3.997	7.624	3.738	3.886	197	86	111
OURENSE	7.895	3.959	3.936	7.794	3.899	3.895	7.587	3.809	3.778	207	90	117
PONTEVEDRA	25.600	12.501	13.099	25.321	12.375	12.946	24.611	12.073	12.538	710	302	408
ISLAS BALEARES	21.483	10.795	10.688	21.119	10.588	10.531	20.476	10.270	10.206	643	318	325
ISLAS CANARIAS	65.194	32.231	32.963	64.467	31.857	32.610	63.478	31.406	32.072	989	451	538
LAS PALMAS	34.993	17.295	17.698	34.620	17.093	17.527	34.012	16.821	17.191	608	272	336
SANTA CRUZ TENERIFE	30.201	14.936	15.265	29.847	14.764	15.083	29.466	14.585	14.881	381	179	202
LA RIOJA	3.932	2.021	1.911	3.869	1.984	1.885	3.752	1.919	1.833	117	65	52
MELILLA	2.950	1.363	1.587	2.894	1.337	1.557	2.834	1.307	1.527	60	30	30
NAVARRA	12.893	6.882	6.011	12.668	6.771	5.897	12.349	6.601	5.748	319	170	149
PAÍS VASCO	45.043	22.011	23.032	44.559	21.731	22.828	43.129	18.619	18.510	7.430	3.112	4.318
ÁLAVA	6.538	3.055	3.483	6.449	2.995	3.454	6.371	2.995	3.376	1.078	400	678
GIPUZKOA	24.037	12.003	12.034	23.792	11.863	11.929	23.443	11.819	11.624	3.849	1.668	2.181
BIZKAIA	14.468	6.953	7.515	14.320	6.873	7.447	13.817	6.829	6.988	2.503	1.044	1.459
PRINCIPADO DE ASTURIAS	20.435	10.865	9.570	20.063	10.676	9.387	19.639	10.466	9.173	424	210	214
REGIÓN DE MURCIA	42.969	22.134	20.835	42.239	21.739	20.500	41.206	21.171	20.035	1.033	568	465
TOTAL ESPAÑA	1.092.477	548.567	543.910	1.076.788	540.405	536.383	1.036.126	520.398	515.728	40.662	20.007	20.655



SISTEMA NACIONAL DE GARANTÍA JUVENIL

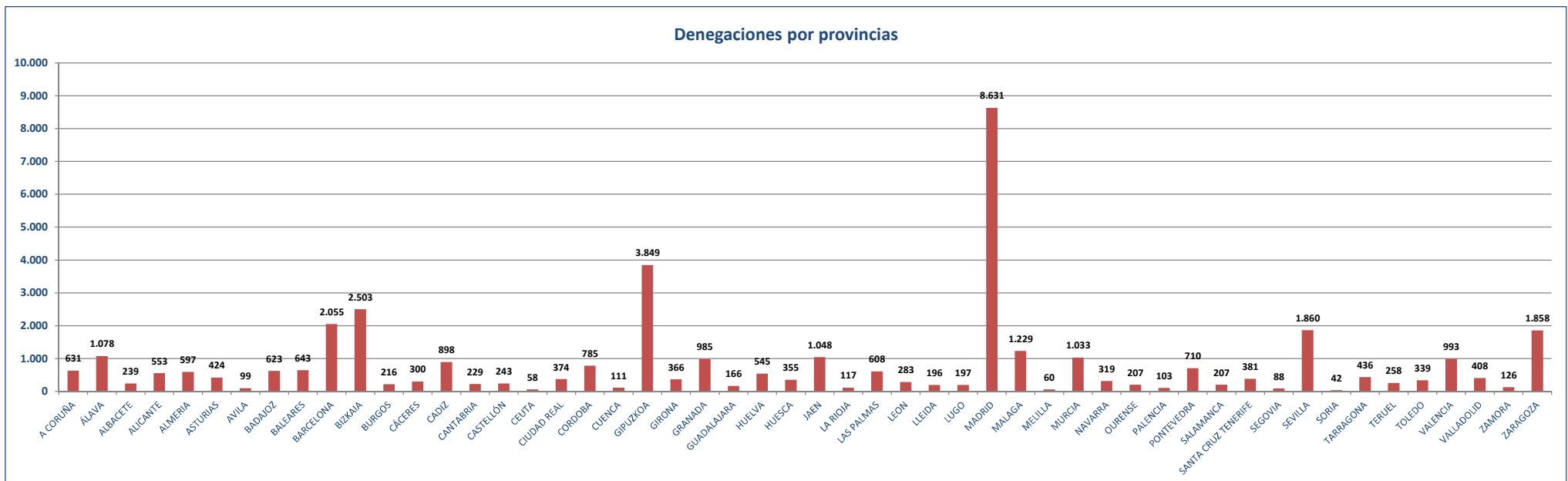
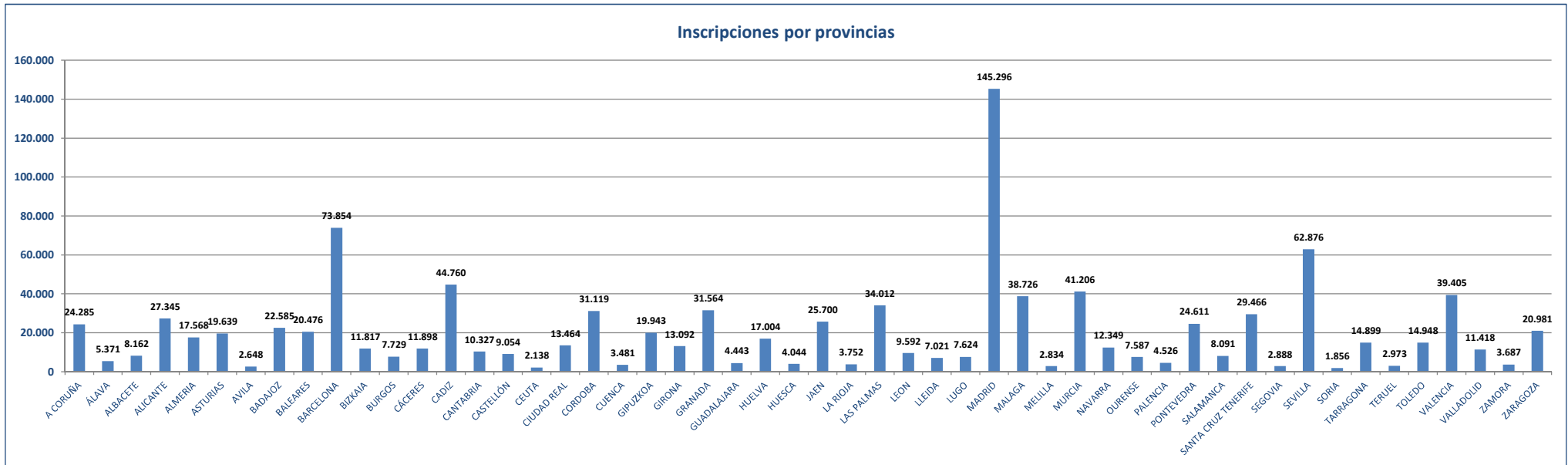
Datos a 31 de enero de 2018



ESTADOS (TOTAL POR CC.AA, PROVINCIAS Y TIPO DE EXPEDIENTE)

	Solicitudes				Expedientes resueltos				Inscripciones				Denegaciones			
	TOTAL	Contraseña	Certificado	En Papel	TOTAL	Contraseña	Certificado	En Papel	TOTAL	Contraseña	Certificado	En Papel	TOTAL	Contraseña	Certificado	En Papel
ANDALUCÍA	279.971	185.071	93.666	1.234	277.262	183.196	92.848	1.218	269.315	179.175	89.333	807	7.947	4.021	3.515	411
ALMERÍA	18.555	11.024	7.482	49	18.165	10.802	7.314	49	17.568	10.538	7.001	29	597	264	313	20
CADIZ	46.007	33.056	12.775	176	45.658	32.767	12.716	175	44.760	32.299	12.352	109	898	468	364	66
CÓRDOBA	32.102	19.234	12.750	118	31.904	19.108	12.678	118	31.119	18.784	12.267	68	785	324	411	50
GRANADA	32.909	19.416	13.409	84	32.549	19.212	13.253	84	31.564	18.768	12.763	33	985	444	490	51
HUELVA	17.679	7.349	10.251	79	17.549	7.292	10.178	79	17.004	7.124	9.818	62	545	168	360	17
JAÉN	26.916	16.477	10.318	121	26.748	16.352	10.275	121	25.700	15.847	9.773	80	1.048	505	502	41
MÁLAGA	40.496	31.165	9.115	216	39.955	30.746	8.993	216	38.726	29.958	8.609	159	1.229	788	384	57
SEVILLA	65.307	47.350	17.566	391	64.736	46.919	17.441	376	62.876	45.859	16.750	267	1.860	1.060	691	109
ARAGÓN	30.954	26.698	2.090	2.166	30.469	26.271	2.032	2.166	27.998	25.977	1.977	44	2.471	294	55	2.122
HUESCA	4.456	3.531	613	312	4.399	3.492	595	312	4.044	3.462	578	4	355	301	171	308
TERUEL	3.266	2.484	551	231	3.231	2.466	534	231	2.973	2.443	524	6	258	231	101	225
ZARAGOZA	23.232	20.683	926	1.623	22.839	20.313	903	1.623	20.981	20.072	875	34	1.858	241	281	1.589
CANTABRIA	10.677	9.904	637	136	10.556	9.798	622	136	10.327	9.720	593	14	229	78	28	122
CASTILLA LA MANCHA	46.317	38.846	6.246	1.225	45.727	38.372	6.152	1.203	44.498	37.701	5.914	883	1.229	671	238	320
ALBACETE	8.501	7.391	926	184	8.401	7.302	915	184	8.162	7.156	863	143	239	146	52	41
CIUDAD REAL	14.023	11.692	2.011	320	13.838	11.549	1.982	306	13.464	11.348	1.889	227	374	201	94	79
CIUENCA	3.652	2.893	675	84	3.592	2.851	657	84	3.481	2.788	630	63	111	63	27	21
GUADALAJARA	4.675	3.942	520	213	4.609	3.884	512	213	4.443	3.814	501	128	166	70	121	85
TOLEDO	15.466	12.928	2.114	424	15.287	12.786	2.085	416	14.948	12.595	2.031	372	339	191	54	94
CASTILLA Y LEÓN	54.602	44.374	7.853	2.375	54.007	43.907	7.728	2.372	52.435	43.335	7.427	1.673	1.572	572	301	699
ÁVILA	2.788	2.180	461	147	2.747	2.146	455	146	2.648	2.105	436	107	99	41	19	39
BURGOS	8.060	6.707	1.145	208	7.945	6.626	1.111	208	7.729	6.535	1.072	122	216	91	39	86
LEÓN	9.975	8.124	1.431	420	9.875	8.046	1.409	420	9.592	7.947	1.347	298	283	99	62	122
PALENCIA	4.669	3.639	740	290	4.629	3.609	730	290	4.526	3.575	707	244	103	34	23	46
SALAMANCA	8.381	6.819	1.196	366	8.298	6.751	1.182	365	8.091	6.687	1.124	280	207	64	58	85
SEGOVIA	3.022	2.701	224	97	2.976	2.665	214	97	2.888	2.627	202	59	88	38	12	38
SORIA	1.926	1.689	205	32	1.898	1.665	201	32	1.856	1.642	193	21	42	23	8	11
VALLADOLID	11.943	9.379	1.910	654	11.826	9.286	1.887	653	11.418	9.148	1.826	444	408	138	61	209
ZAMORA	3.838	3.136	541	161	3.813	3.113	539	161	3.687	3.069	520	98	126	44	19	63
CATALUNYA	114.759	100.600	12.265	1.894	111.918	98.058	11.970	1.890	108.865	95.907	11.500	1.458	3.053	2.151	470	432
BARCELONA	77.753	68.362	8.103	1.288	75.909	66.726	7.896	1.287	73.854	65.286	7.573	995	2.055	1.440	323	292
GIRONA	13.895	12.743	921	231	13.458	12.332	897	229	13.092	12.067	861	164	366	265	36	65
LLEIDA	7.419	5.940	1.352	127	7.217	5.748	1.343	126	7.021	5.620	1.301	100	196	128	42	26
TARRAGONA	15.692	13.555	1.889	248	15.335	13.253	1.834	248	14.899	12.935	1.765	199	436	318	69	49
CEUTA	2.212	1.820	389	3	2.196	1.804	389	3	2.138	1.765	372	1	58	39	17	2
COMUNIDAD DE MADRID	157.080	140.558	9.146	7.376	153.927	137.746	8.806	7.375	145.296	136.140	8.333	823	8.631	1.606	473	6.552
COMUNIDAD VALENCIANA	78.701	65.384	12.561	756	77.591	64.480	12.355	756	75.802	63.555	11.878	369	1.789	925	477	387
ALICANTE	28.297	24.123	3.996	178	27.898	23.791	3.929	178	27.345	23.484	3.790	71	553	307	139	107
CASTELLÓN	9.477	7.644	1.708	125	9.297	7.505	1.697	125	9.054	7.409	1.579	66	243	96	88	59
VALENCIA	40.927	33.617	6.857	453	40.398	33.186	6.759	453	39.405	32.664	6.509	232	993	522	250	221
EXTREMADURA	35.657	30.415	4.783	459	35.405	30.201	4.751	453	34.482	29.667	4.630	185	923	534	121	268
BADAJOS	23.343	19.152	3.874	317	23.208	19.039	3.853	316	22.585	18.672	3.760	153	623	367	93	163
CÁCERES	12.314	11.263	909	142	12.198	11.162	898	138	11.898	10.995	870	33	300	167	28	105
GALICIA	66.648	59.957	5.399	1.292	65.852	59.265	5.295	1.292	64.107	58.720	5.127	260	1.745	545	168	1.032
A CORUÑA	25.242	23.107	1.651	484	24.916	22.828	1.604	484	24.285	22.621	1.558	106	631	207	46	378
LUGO	7.911	7.174	589	148	7.821	7.089	584	148	7.624	7.024	561	39	197	65	23	109
OURENSE	7.895	7.374	371	150	7.794	7.279	365	150	7.587	7.202	352	33	207	77	13	117
PONTEVEDRA	25.600	22.302	2.788	510	25.321	22.069	2.742	510	24.611	21.873	2.656	82	710	196	86	428
ISLAS BALEARES	21.483	19.552	1.111	820	21.119	19.213	1.087	819	20.476	18.969	1.064	443	643	244	23	376
ISLAS CANARIAS	65.194	52.834	8.882	3.478	64.467	52.232	8.758	3.477	63.478	51.874	8.527	3.077	989	358	231	400
LAS PALMAS	34.993	28.270	4.928	1.795	34.620	27.972	4.854	1.794	34.012	27.730	4.716	1.566	608	242	138	228
SANTA CRUZ TENERIFE	30.201	24.564	3.954	1.683	29.847	24.260	3.904	1.683	29.466	24.144	3.811	1.511	381	116	93	172
LA RIOJA	3.932	3.363	536	33	3.869	3.309	527	33	3.752	3.248	495	9	117	61	32	24
MELILLA	2.950	1.255	1.636	59	2.894	1.230	1.605	59	2.834	1.229	1.561	44	60	1	44	15
NAVARRA	12.893	11.682	1.047	164	12.668	11.477	1.027	164	12.349	11.294	976	79	319	183	51	85
PAÍS VASCO	45.043	33.077	5.154	6.812	44.559	32.712	5.039	6.808	37.129	31.672	4.847	610	7.430	1.040	192	6.198
ÁLAVA	6.538	4.685	919	934	6.449	4.613	903	933	6.371	4.434	877	60	1.078	179	26	873
GIPUZKOA	24.037	17.471	3.015	3.551	23.792	17.300	2.943	3.549	19.943	16.773	2.804	366	3.849	527	139	3.183
BIZKAIA	14.468	10.921	1.220	2.327	14.320	10.801	1.193	2.326	11.817	10.467						

INSCRIPCIONES Y DENEGACIONES POR PROVINCIAS



SISTEMA NACIONAL DE GARANTÍA JUVENIL

Datos a 31 de enero de 2018



ESTADOS (HOMBRES POR CC.AA, PROVINCIAS Y TIPO DE EXPEDIENTE)

	Solicitudes				Expedientes resueltos				Inscripciones				Denegaciones			
	TOTAL	Contraseña	Certificado	En Papel	TOTAL	Contraseña	Certificado	En Papel	TOTAL	Contraseña	Certificado	En Papel	TOTAL	Contraseña	Certificado	En Papel
ANDALUCÍA	136.264	88.619	46.961	684	134.957	87.737	46.549	671	130.812	85.707	44.623	482	4.145	2.030	1.926	189
ALMERÍA	9.100	5.222	3.852	26	8.906	5.109	3.771	26	8.618	4.986	3.616	16	288	123	155	10
CADIZ	22.555	16.031	6.424	100	22.406	15.914	6.393	99	21.962	15.677	6.211	74	444	237	182	25
CÓRDOBA	15.318	9.093	6.165	60	15.227	9.039	6.128	60	14.786	8.867	5.884	35	441	172	244	25
GRANADA	16.096	9.347	6.710	39	15.917	9.245	6.633	39	15.409	9.026	6.365	18	508	219	268	21
HUELVA	8.787	3.584	5.158	45	8.719	3.553	5.121	45	8.425	3.468	4.921	36	294	85	200	9
JAÉN	12.647	7.532	5.047	68	12.565	7.476	5.021	68	12.003	7.212	4.746	45	562	264	275	23
MÁLAGA	20.129	15.227	4.776	126	19.877	15.042	4.709	126	19.236	14.650	4.486	100	641	392	223	26
SEVILLA	31.632	22.583	8.829	220	31.340	22.359	8.773	208	30.373	21.821	8.394	158	967	538	379	50
ARAGÓN	15.650	13.456	1.180	1.014	15.370	13.220	1.136	1.014	14.202	13.073	1.106	23	1.168	147	30	991
HUESCA	2.267	1.792	357	118	2.229	1.769	342	118	2.088	1.753	332	3	141	161	10	115
TERUEL	1.613	1.219	313	81	1.592	1.211	300	81	1.502	1.203	295	4	90	8	5	77
ZARAGOZA	11.770	10.445	510	815	11.549	10.240	494	815	10.612	10.117	479	16	937	123	15	799
CANTABRIA	5.514	5.117	325	72	5.441	5.053	316	72	5.310	5.001	303	6	131	52	13	66
CASTILLA LA MANCHA	22.581	18.769	3.174	638	22.277	18.521	3.128	628	21.646	18.197	3.000	449	631	324	128	179
ALBACETE	4.152	3.586	481	85	4.098	3.535	478	85	3.974	3.465	451	58	124	70	27	27
CIUDAD REAL	6.577	5.429	984	164	6.486	5.355	973	158	6.294	5.262	923	109	192	93	50	49
CUENCA	1.793	1.395	365	33	1.767	1.381	353	33	1.718	1.356	336	26	49	25	17	7
GUADALAJARA	2.285	1.911	248	126	2.256	1.884	246	126	2.163	1.846	240	77	93	38	6	49
TOLEDO	7.774	6.448	1.096	230	7.670	6.366	1.078	226	7.497	6.268	1.050	179	173	98	28	47
CASTILLA Y LEÓN	27.855	22.467	4.204	1.184	27.540	22.223	4.134	1.183	26.741	21.913	3.976	852	799	310	158	331
ÁVILA	1.407	1.084	248	75	1.385	1.068	243	74	1.330	1.042	237	51	55	26	6	23
BURGOS	3.990	3.303	573	114	3.925	3.258	553	114	3.813	3.213	533	67	112	45	20	47
LEÓN	5.249	4.293	758	198	5.197	4.250	749	198	5.068	4.200	725	143	129	50	24	55
PALENCIA	2.375	1.817	406	152	2.358	1.807	399	152	2.307	1.788	388	131	51	19	11	21
SALAMANCA	4.101	3.333	587	181	4.064	3.304	579	181	3.960	3.271	548	141	104	33	31	40
SEGOVIA	1.593	1.422	121	50	1.569	1.402	117	50	1.516	1.377	108	31	53	25	9	19
SORIA	1.013	883	112	18	997	868	111	18	975	856	107	12	22	12	4	6
VALLADOLID	6.175	4.737	1.119	319	6.106	4.683	1.104	319	5.894	4.607	1.065	222	212	76	39	27
ZAMORA	1.952	1.595	280	77	1.939	1.583	279	77	1.878	1.559	265	54	61	24	14	93
CATALUÑA	63.102	54.822	7.025	1.255	61.460	53.354	6.853	1.253	59.750	52.175	6.575	1.000	1.710	1.179	278	253
BARCELONA	43.173	37.548	4.779	846	42.109	36.599	4.664	846	40.930	35.785	4.469	676	1.179	814	195	170
GIRONA	7.543	6.859	537	147	7.284	6.620	518	146	7.089	6.482	503	104	195	138	15	42
LLEIDA	3.992	3.166	728	98	3.871	3.053	721	97	3.756	2.981	692	83	115	72	29	14
TARRAGONA	8.394	7.249	981	164	8.196	7.082	950	164	7.975	6.927	911	137	221	155	39	27
CEUTA	1.053	856	195	2	1.043	846	195	2	1.018	827	191	0	25	19	4	2
COMUNIDAD DE MADRID	77.904	69.364	4.855	3.685	76.359	68.017	4.658	3.684	72.111	67.243	4.409	459	4.248	774	249	3.225
COMUNIDAD VALENCIANA	40.375	33.229	6.736	410	39.804	32.761	6.633	410	38.860	32.291	6.352	217	944	470	281	193
ALICANTE	14.707	12.412	2.209	86	14.488	12.231	2.171	86	14.193	12.068	2.087	38	295	163	84	48
CASTELLÓN	4.896	3.875	947	74	4.795	3.796	925	74	4.652	3.747	867	38	143	49	58	36
VALENCIA	20.772	16.942	3.580	250	20.522	16.735	3.537	250	20.016	16.477	3.398	141	506	258	139	109
EXTREMADURA	17.474	14.790	2.420	264	17.360	14.693	2.407	260	16.832	14.375	2.345	112	528	318	62	148
BADAJOS	11.281	9.135	1.956	190	11.218	9.082	1.946	190	10.861	8.864	1.898	99	357	218	48	91
CÁCERES	6.193	5.655	464	74	6.142	5.611	461	70	5.971	5.511	447	13	171	100	14	57
GALICIA	32.493	29.247	2.679	567	32.111	28.918	2.626	567	31.357	28.679	2.542	136	754	239	84	431
A CORUÑA	12.163	11.144	809	210	12.013	11.017	786	210	11.737	10.921	766	50	276	96	20	160
LUGO	3.870	3.516	288	66	3.824	3.474	284	66	3.738	3.451	267	20	86	23	17	46
OURENSE	3.959	3.705	189	65	3.899	3.649	185	65	3.809	3.610	179	20	90	39	6	45
PONTEVEDRA	12.501	10.882	1.393	226	12.375	10.778	1.371	226	12.073	10.697	1.330	46	302	81	41	180
ISLAS BALEARES	10.795	9.771	610	414	10.588	9.578	596	414	10.270	9.458	583	229	318	120	43	185
ISLAS CANARIAS	32.231	26.039	4.484	1.708	31.857	25.732	4.418	1.707	31.406	25.568	4.297	1.541	451	164	121	166
LAS PALMAS	17.295	13.929	2.488	878	17.093	13.773	2.443	877	16.821	13.667	2.374	780	272	106	69	99
SANTA CRUZ TENERIFE	14.936	12.110	1.996	830	14.764	11.959	1.975	830	14.585	11.901	1.923	761	179	58	52	67
LA RIOJA	2.021	1.699	304	18	1.984	1.667	299	18	1.919	1.637	277	5	65	30	22	13
MELILLA	1.363	546	795	22	1.337	533	782	22	1.307	532	759	16	30	1	23	6
NAVARRA	6.882	6.212	589	81	6.771	6.110	580	81	6.601	6.008	555	38	170	102	25	43
PAÍS VASCO	22.011	16.294	2.840	2.877	21.731	16.083	2.773	2.875	18.619	15.634	2.671	314	3.112	449	102	2.561
ÁLAVA	3.055	2.221	489	345	2.995	2.171	480	344	2.595	2.102	468	25	400	69	12	319
GIPUZKOA	12.003	8.736	1.712	1.555	11.863	8.639	1.670	1.554	10.195	8.404	1.595	196	1.668	235	75	1.358
BIZKAIA	6.953	5.337	639	977	6.873	5.273	623	977	5.829	5.128	608	93	1.044	145	15	884
PRINCIPADO DE ASTURIAS	10.865	8.818	1.949	98	10.676	8.649	1.930	97	10.466	8.552	1.875	39	210	97	55	58
REGIÓN DE MURCIA	22.134	18.541	3.264	329	21.739	18.190	3.220	329	21.171	17.894	3.118	159	568	296	102	170
TOTAL ESPAÑA	548.567	438.656	94.589	15.322	540.405	431.885	93.233	15.287	520.398	424.764	89.557	6.077	20.007	7.121	3.676	9.210

Datos del Sistema Nacional de Garantía Juvenil
Modelo estadístico acordado en la Comisión Delegada de Seguimiento y Evaluación del Sistema Nacional de Garantía Juvenil

SISTEMA NACIONAL DE GARANTÍA JUVENIL

Datos a 31 de enero de 2018



ESTADOS (MUJERES POR CC.AA, PROVINCIAS Y TIPO DE EXPEDIENTE)

	Solicitudes				Expedientes resueltos				Inscripciones				Denegaciones			
	TOTAL	Contraseña	Certificado	En Papel	TOTAL	Contraseña	Certificado	En Papel	TOTAL	Contraseña	Certificado	En Papel	TOTAL	Contraseña	Certificado	En Papel
ANDALUCÍA	143.707	96.452	46.705	550	142.305	95.459	46.299	547	138.503	93.468	44.710	325	3.802	1.991	1.589	222
ALMERÍA	9.455	5.802	3.630	23	9.259	5.693	3.543	23	8.950	5.552	3.385	13	309	141	158	10
CADIZ	23.452	17.025	6.351	76	23.252	16.853	6.323	76	22.798	16.622	6.141	35	454	231	182	41
CÓRDOBA	16.784	10.141	6.585	58	16.677	10.069	6.550	58	16.333	9.917	6.383	33	344	152	167	25
GRANADA	16.813	10.069	6.699	45	16.632	9.967	6.620	45	16.155	9.742	6.398	15	477	225	222	30
HUELVA	8.892	3.765	5.093	34	8.830	3.739	5.057	34	8.579	3.656	4.897	26	251	83	160	8
JAÉN	14.269	8.945	5.271	53	14.183	8.876	5.254	53	13.697	8.635	5.027	35	486	241	227	18
MÁLAGA	20.367	15.938	4.339	90	20.078	15.704	4.284	90	19.490	15.308	4.123	59	588	396	161	31
SEVILLA	33.675	24.767	8.737	171	33.396	24.560	8.668	168	32.503	24.038	8.356	109	893	522	312	59
ARAGÓN	15.304	13.242	910	1.152	15.099	13.051	896	1.152	13.796	12.904	871	21	1.303	147	25	1.131
HUESCA	2.189	1.739	256	194	2.170	1.723	253	194	1.956	1.709	246	1	214	14	7	193
TERUEL	1.653	1.265	238	150	1.639	1.255	234	150	1.471	1.240	229	2	168	15	5	148
ZARAGOZA	11.462	10.238	416	808	11.290	10.073	409	808	10.369	9.955	396	18	921	118	13	790
CANTABRIA	5.163	4.787	312	64	5.115	4.745	306	64	5.017	4.719	290	8	98	26	16	56
CASTILLA LA MANCHA	23.736	20.077	3.072	587	23.450	19.851	3.024	575	22.852	19.504	2.914	434	598	347	110	141
ALBACETE	4.349	3.805	445	99	4.303	3.767	437	99	4.188	3.691	412	85	115	76	25	14
CIUDAD REAL	7.446	6.263	1.027	156	7.352	6.194	1.010	148	7.170	6.086	966	118	182	108	44	30
CUENCA	1.859	1.498	310	51	1.825	1.470	304	51	1.763	1.432	294	37	62	38	10	30
GUADALAJARA	2.390	2.031	272	87	2.353	2.000	266	87	2.280	1.968	261	51	73	32	5	16
TOLEDO	7.692	6.480	1.018	194	7.617	6.420	1.007	190	7.451	6.327	981	143	166	93	26	47
CASTILLA Y LEÓN	26.747	21.907	3.649	1.191	26.467	21.684	3.594	1.189	25.694	21.422	3.451	821	773	262	143	368
ÁVILA	1.381	1.096	213	72	1.362	1.078	212	72	1.318	1.063	199	56	44	15	13	16
BURGOS	4.070	3.404	572	94	4.020	3.368	558	94	3.916	3.322	539	55	104	46	19	39
LEÓN	4.726	3.831	673	222	4.678	3.796	660	222	4.524	3.747	622	155	154	49	38	67
PALENCIA	2.294	1.822	334	138	2.271	1.802	331	138	2.219	1.787	319	113	52	15	12	25
SALAMANCA	4.280	3.486	609	185	4.234	3.447	603	184	4.131	3.416	576	139	103	31	27	45
SEGOVIA	1.429	1.279	103	47	1.407	1.263	97	47	1.372	1.250	94	28	35	13	3	19
SORIA	913	806	93	14	901	797	90	14	881	786	86	9	20	11	4	5
VALLADOLID	5.768	4.642	791	335	5.720	4.603	783	334	5.524	4.541	761	222	196	62	22	112
ZAMORA	1.886	1.541	261	84	1.874	1.530	260	84	1.809	1.510	255	44	65	20	5	40
CATALUÑA	51.657	45.778	5.240	639	50.458	44.704	5.117	637	49.115	43.732	4.925	458	1.343	972	192	179
BARCELONA	34.580	30.814	3.324	442	33.800	30.127	3.232	441	32.924	29.501	3.104	319	876	626	128	122
GIRONA	6.352	5.884	384	84	6.174	5.712	379	83	6.003	5.585	358	60	171	127	21	23
LLEIDA	3.427	2.774	624	29	3.346	2.695	622	29	3.265	2.639	609	17	81	56	13	12
TARRAGONA	7.298	6.306	908	84	7.139	6.171	884	84	6.924	6.008	854	62	215	163	30	22
CEUTA	1.159	964	194	1	1.153	958	194	1	1.120	938	181	1	33	20	13	0
COMUNIDAD DE MADRID	79.176	71.194	4.291	3.691	77.568	69.729	4.148	3.691	73.185	68.897	3.924	364	4.383	832	224	3.327
COMUNIDAD VALENCIANA	38.326	32.155	5.825	346	37.787	31.719	5.722	346	36.942	31.264	5.526	152	845	455	196	194
ALICANTE	13.590	11.711	1.787	92	13.410	11.560	1.758	92	13.152	11.416	1.703	33	258	144	55	59
CASTELLÓN	4.581	3.769	761	51	4.502	3.709	742	51	4.402	3.562	712	28	100	47	30	23
VALENCIA	20.155	16.675	3.277	203	19.876	16.451	3.222	203	19.389	16.187	3.111	91	487	264	111	112
EXTREMADURA	18.183	15.625	2.363	195	18.045	15.508	2.344	193	17.650	15.292	2.285	73	395	216	59	120
BADAJOS	12.062	10.017	1.918	127	11.990	9.957	1.907	126	11.724	9.808	1.862	54	266	149	45	72
CÁCERES	6.121	5.608	445	68	6.056	5.551	437	68	5.927	5.484	423	20	129	67	14	48
GALICIA	34.155	30.710	2.720	725	33.741	30.347	2.669	725	32.750	30.041	2.585	124	991	306	84	601
A CORUÑA	13.079	11.963	842	274	12.903	11.811	818	274	12.548	11.700	792	56	355	111	26	218
LUGO	4.041	3.658	301	82	3.997	3.615	300	82	3.886	3.573	294	19	111	42	6	63
OURENSE	3.936	3.669	182	85	3.895	3.630	180	85	3.778	3.592	173	36	117	38	7	72
PONTEVEDRA	13.099	11.420	1.395	284	12.946	11.291	1.371	284	12.538	11.176	1.326	13	408	115	45	248
ISLAS BALEARES	10.688	9.781	501	406	10.531	9.635	491	405	10.206	9.511	481	214	325	124	40	191
ISLAS CANARIAS	32.963	26.795	4.398	1.770	32.610	26.500	4.340	1.770	32.072	26.306	4.230	1.536	538	194	110	234
LAS PALMAS	17.698	14.341	2.440	917	17.527	14.199	2.411	917	17.191	14.063	2.342	786	336	136	69	131
SANTA CRUZ TENERIFE	15.265	12.454	1.958	853	15.083	12.301	1.929	853	14.881	12.243	1.888	750	202	58	41	103
LA RIOJA	1.911	1.664	232	15	1.885	1.642	228	15	1.833	1.611	218	4	52	31	10	11
MELILLA	1.587	709	841	37	1.557	697	823	37	1.527	697	802	28	30	0	21	9
NAVARRA	6.011	5.470	458	83	5.897	5.367	447	83	5.748	5.286	421	41	149	81	26	42
PAÍS VASCO	23.032	16.783	2.314	3.935	22.828	16.629	2.266	3.933	18.510	16.038	2.176	296	4.318	591	90	3.637
ÁLAVA	3.483	2.464	430	589	3.454	2.442	423	589	2.776	2.332	409	35	678	110	14	554
GIPUZKOA	12.034	8.735	1.303	1.996	11.929	8.661	1.273	1.995	9.748	8.369	1.209	170	2.181	292	64	1.825
BIZKAIA	7.515	5.584	581	1.350	7.447	5.528	570	1.349	5.988	5.339	558	91	1.459	189	12	1.258
PRINCIPADO DE ASTURIAS	9.570	8.012	1.484	74	9.387	7.847	1.466	74	9.173	7.748	1.404	21	214	99	62	53
REGIÓN DE MURCIA	20.835	17.749	2.804	282	20.500	17.451	2.767	282	20.035	17.215	2.694	126	465	236	73	156
TOTAL ESPAÑA	543.910	439.854	88.313	15.743	536.383	433.523	87.141	15.719	515.728	426.593	84.088	5.047	20.655	6.930	3.053	10.672

Datos del Sistema Nacional de Garantía Juvenil

Modelo estadístico acordado en la Comisión Delegada de Seguimiento y Evaluación del Sistema Nacional de Garantía Juvenil