



GOBIERNO  
DE ESPAÑA

MINISTERIO  
DE EMPLEO  
Y SEGURIDAD SOCIAL



UNIÓN EUROPEA  
Fondo Social Europeo  
*El FSE invierte en tu futuro*

# Sistema Nacional de Garantía Juvenil

## Fichero de Inscripción



Datos a 28 DE FEBRERO DE 2018



# SISTEMA NACIONAL DE GARANTÍA JUVENIL

Datos a 28 de febrero de 2018



## Proceso de Inscripción (TABLA GENERAL)

	ESPAÑA		
	Total	Hombres	Mujeres
<b>Solicitudes</b>	<b>1.123.248</b>	<b>564.309</b>	<b>558.939</b>
Con usuario y contraseña	907.063	453.273	453.790
Certificado electrónico	185.187	95.720	89.467
En Papel completas y correctas	30.998	15.316	15.682
<b>Expedientes resueltos</b>	<b>1.109.743</b>	<b>557.311</b>	<b>552.432</b>
Con usuario y contraseña	895.952	447.566	448.386
Certificado electrónico	182.812	94.441	88.371
En Papel	30.979	15.304	15.675
% de expedientes resueltos	99%	99%	99%
<b>Inscripciones (resoluciones positivas)</b>	<b>1.068.123</b>	<b>536.855</b>	<b>531.268</b>
Con usuario y contraseña	880.780	439.918	440.862
Certificado electrónico	176.072	90.766	85.306
En Papel	11.271	6.171	5.100
<b>Denegaciones (resoluciones negativas)</b>	<b>41.620</b>	<b>20.456</b>	<b>21.164</b>
Con usuario y contraseña	15.172	7.648	7.524
Certificado electrónico	6.740	3.675	3.065
En Papel	19.708	9.133	10.575
<b>Servicio 060 Garantía Juvenil (Acumulado 2018)</b>	<b>5.335</b>	<b>---</b>	<b>---</b>
Llamadas atendidas - opción jóvenes	4.721	---	---
Llamadas atendidas - opción empleadores	614	---	---
Correos atendidos	0	---	---

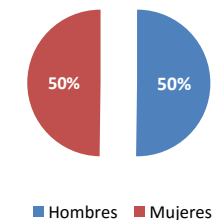
Datos del Sistema Nacional de Garantía Juvenil

Modelo estadístico acordado en la Comisión Delegada de Seguimiento y Evaluación del Sistema Nacional de Garantía Juvenil

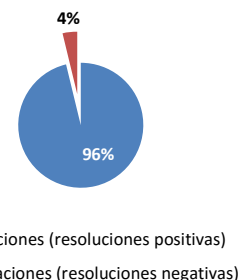
### Por Tipo de Expediente



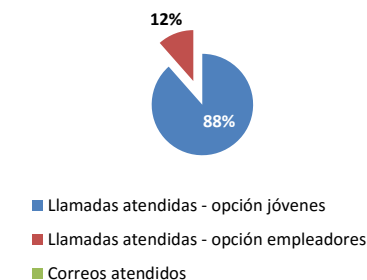
### Por Sexo



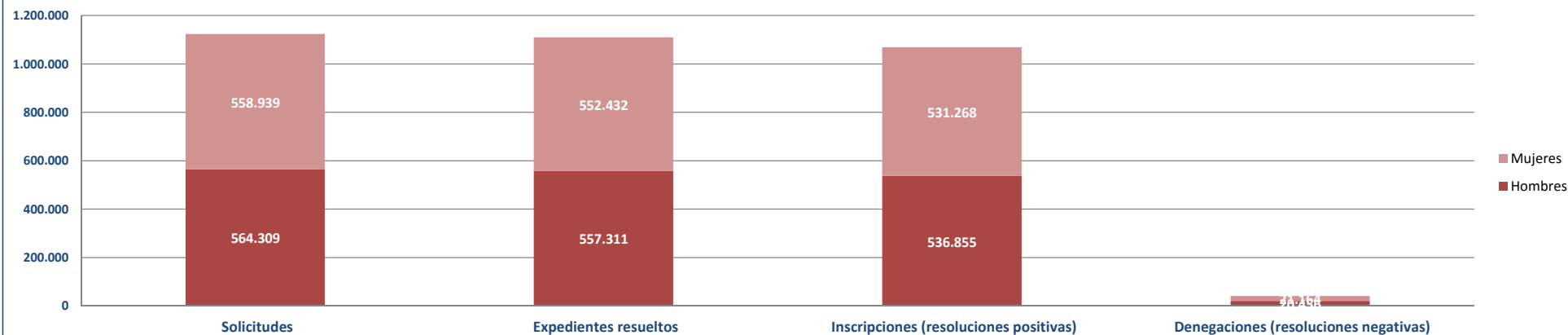
### Por Tipo de resolución



### Teléfono de Información



## Registro del Sistema



# SISTEMA NACIONAL DE GARANTÍA JUVENIL

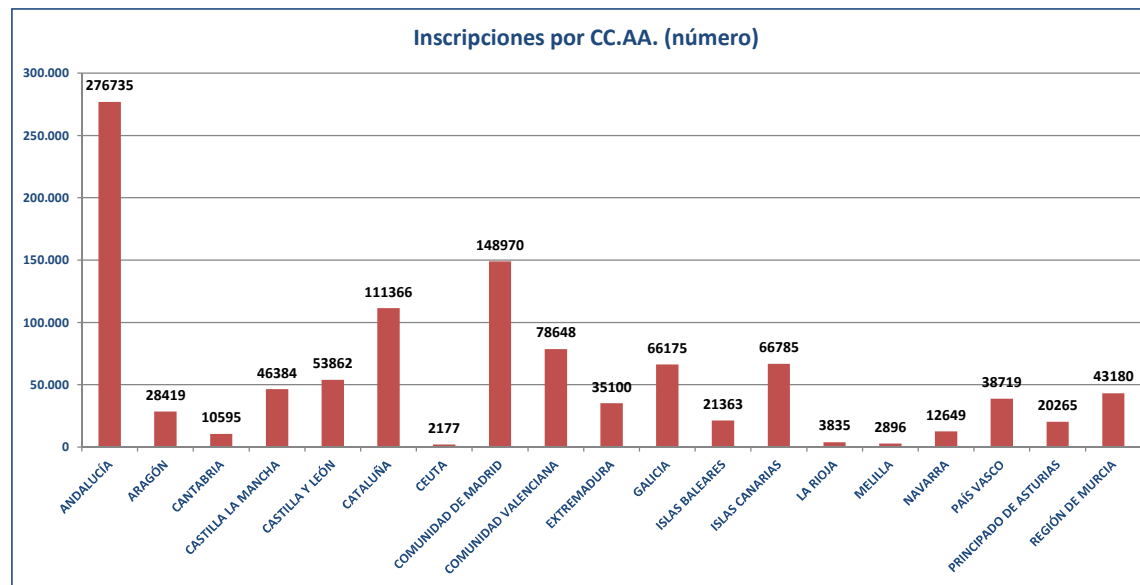
Datos a 28 de febrero de 2018



## INSCRIPCIONES

(Datos por CC.AA.)

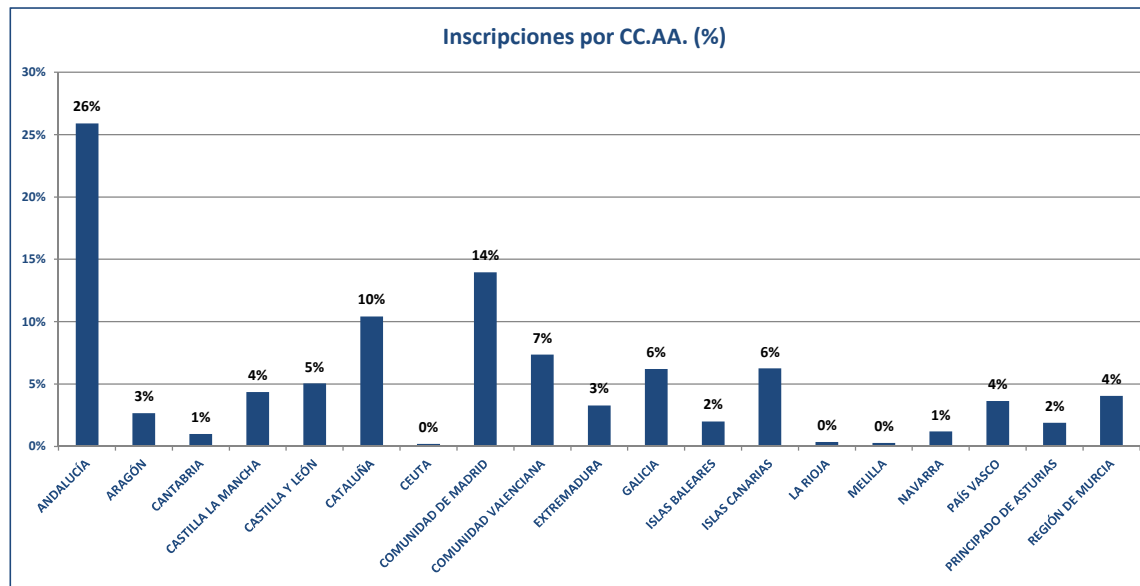
	Total		Hombres		Mujeres	
	Número	%/total	Número	%/total	Número	%/total
ANDALUCÍA	276.735	26%	134.491	25,1%	142.244	26,8%
ARAGÓN	28.419	3%	14.428	2,7%	13.991	2,6%
CANTABRIA	10.595	1%	5.463	1,0%	5.132	1,0%
CASTILLA LA MANCHA	46.384	4%	22.602	4,2%	23.782	4,5%
CASTILLA Y LEÓN	53.862	5%	27.501	5,1%	26.361	5,0%
CATALUÑA	111.366	10%	61.090	11,4%	50.276	9,5%
CEUTA	2.177	0%	1.037	0,2%	1.140	0,2%
COMUNIDAD DE MADRID	148.970	14%	73.974	13,8%	74.996	14,1%
COMUNIDAD VALENCIANA	78.648	7%	40.354	7,5%	38.294	7,2%
EXTREMADURA	35.100	3%	17.113	3,2%	17.987	3,4%
GALICIA	66.175	6%	32.432	6,0%	33.743	6,4%
ISLAS BALEARES	21.363	2%	10.714	2,0%	10.649	2,0%
ISLAS CANARIAS	66.785	6%	33.149	6,2%	33.636	6,3%
LA RIOJA	3.835	0%	1.968	0,4%	1.867	0,4%
MELILLA	2.896	0%	1.335	0,2%	1.561	0,3%
NAVARRA	12.649	1%	6.764	1,3%	5.885	1,1%
PAÍS VASCO	38.719	4%	19.475	3,6%	19.244	3,6%
PRINCIPADO DE ASTURIAS	20.265	2%	10.776	2,0%	9.489	1,8%
REGIÓN DE MURCIA	43.180	4%	22.189	4,1%	20.991	4,0%
<b>TOTAL ESPAÑA</b>	<b>1.068.123</b>	<b>100%</b>	<b>536.855</b>	<b>100%</b>	<b>531.268</b>	<b>100%</b>



## DENEGACIONES

(Datos por CC.AA.)

	Total		Hombres		Mujeres	
	Número	%/total	Número	%/total	Número	%/total
ANDALUCÍA	7.994	19%	4.186	20,5%	3.808	18,0%
ARAGÓN	2.488	6%	1.175	5,7%	1.313	6,2%
CANTABRIA	234	1%	131	0,6%	103	0,5%
CASTILLA LA MANCHA	1.254	3%	647	3,2%	607	2,9%
CASTILLA Y LEÓN	1.601	4%	814	4,0%	787	3,7%
CATALUÑA	3.132	8%	1.746	8,5%	1.386	6,5%
CEUTA	58	0%	25	0,1%	33	0,2%
COMUNIDAD DE MADRID	8.676	21%	4.266	20,9%	4.410	20,8%
COMUNIDAD VALENCIANA	1.812	4%	954	4,7%	858	4,1%
EXTREMADURA	927	2%	529	2,6%	398	1,9%
GALICIA	1.831	4%	793	3,9%	1.038	4,9%
ISLAS BALEARES	656	2%	319	1,6%	337	1,6%
ISLAS CANARIAS	1.016	2%	462	2,3%	554	2,6%
LA RIOJA	126	0%	69	0,3%	57	0,3%
MELILLA	59	0%	30	0,1%	29	0,1%
NAVARRA	322	1%	170	0,8%	152	0,7%
PAÍS VASCO	7.930	19%	3.341	16,3%	4.589	21,7%
PRINCIPADO DE ASTURIAS	433	1%	214	1,0%	219	1,0%
REGIÓN DE MURCIA	1.071	3%	585	2,9%	486	2,3%
<b>TOTAL ESPAÑA</b>	<b>41.620</b>	<b>100%</b>	<b>20.456</b>	<b>100%</b>	<b>21.164</b>	<b>100%</b>



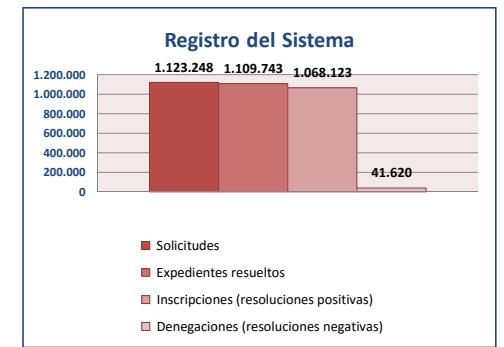
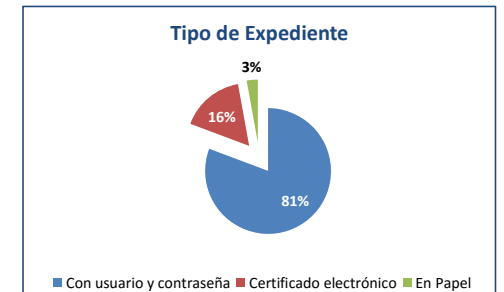
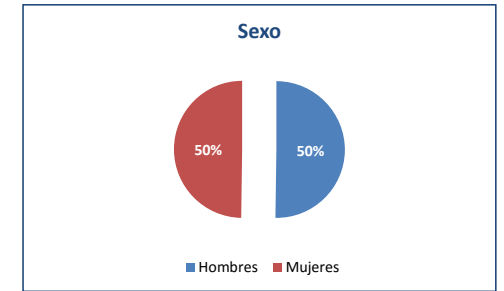
# SISTEMA NACIONAL DE GARANTÍA JUVENIL

Datos a 28 de febrero de 2018



## ESTADOS (TOTAL POR CC.AA, PROVINCIAS Y SEXO)

	Solicitudes			Expedientes resueltos			Inscripciones			Denegaciones		
	TOTAL	Hombres	Mujeres	TOTAL	Hombres	Mujeres	TOTAL	Hombres	Mujeres	TOTAL	Hombres	Mujeres
<b>ANDALUCÍA</b>	<b>286.742</b>	<b>139.671</b>	<b>147.071</b>	<b>284.729</b>	<b>138.677</b>	<b>146.052</b>	<b>276.735</b>	<b>134.491</b>	<b>142.244</b>	<b>7.994</b>	<b>4.186</b>	<b>3.808</b>
ALMERÍA	18.989	9.302	9.687	18.641	9.129	9.512	18.039	8.838	9.201	602	291	311
CADIZ	47.152	23.118	24.034	46.930	23.019	23.911	46.038	22.575	23.463	892	444	448
CORDOBA	32.789	15.653	17.136	32.666	15.597	17.069	31.873	15.148	16.725	793	449	344
GRANADA	33.775	16.540	17.235	33.492	16.396	17.096	32.497	15.881	16.616	995	515	480
HUELVA	17.970	8.926	9.044	17.881	8.884	8.997	17.331	8.588	8.743	550	296	254
JAÉN	27.471	12.920	14.551	27.346	12.848	14.498	26.295	12.280	14.015	1.051	568	483
MÁLAGA	41.773	20.794	20.979	41.325	20.583	20.742	40.094	19.937	20.157	1.231	646	585
SEVILLA	66.823	32.418	34.405	66.455	32.224	34.231	64.574	31.246	33.328	1.881	978	903
<b>ARAGÓN</b>	<b>31.353</b>	<b>15.862</b>	<b>15.491</b>	<b>30.907</b>	<b>15.603</b>	<b>15.304</b>	<b>28.419</b>	<b>14.428</b>	<b>13.991</b>	<b>2.488</b>	<b>1.175</b>	<b>1.313</b>
HUESCA	4.523	2.303	2.220	4.466	2.265	2.201	4.107	2.122	1.985	359	143	216
TERUEL	3.299	1.635	1.664	3.271	1.616	1.655	3.013	1.526	1.487	258	90	168
ZARAGOZA	23.531	11.924	11.607	23.170	11.722	11.448	21.299	10.780	10.519	1.871	942	929
<b>CANTABRIA</b>	<b>10.931</b>	<b>5.655</b>	<b>5.276</b>	<b>10.829</b>	<b>5.594</b>	<b>5.235</b>	<b>10.595</b>	<b>5.463</b>	<b>5.132</b>	<b>234</b>	<b>131</b>	<b>103</b>
<b>CASTILLA LA MANCHA</b>	<b>48.091</b>	<b>23.467</b>	<b>24.624</b>	<b>47.638</b>	<b>23.249</b>	<b>24.389</b>	<b>46.384</b>	<b>22.602</b>	<b>23.782</b>	<b>1.254</b>	<b>647</b>	<b>607</b>
ALBACETE	8.941	4.356	4.585	8.863	4.321	4.542	8.621	4.195	4.426	242	126	116
CIUDAD REAL	14.550	6.830	7.720	14.433	6.780	7.653	14.052	6.582	7.470	381	198	183
CUENCA	3.789	1.866	1.923	3.745	1.846	1.899	3.633	1.797	1.836	112	49	63
GUADALAJARA	4.838	2.363	2.475	4.776	2.331	2.443	4.608	2.239	2.369	168	94	74
TOLEDO	15.973	8.052	7.921	15.822	7.969	7.853	15.471	7.789	7.682	351	180	171
<b>CASTILLA Y LEÓN</b>	<b>55.970</b>	<b>28.580</b>	<b>27.390</b>	<b>55.463</b>	<b>28.315</b>	<b>27.148</b>	<b>53.862</b>	<b>27.501</b>	<b>26.361</b>	<b>1.601</b>	<b>814</b>	<b>787</b>
ÁVILA	2.872	1.446	1.426	2.844	1.431	1.413	2.745	1.375	1.370	99	56	43
BURGOS	8.267	4.108	4.159	8.169	4.055	4.114	7.953	3.942	4.011	216	113	103
LEÓN	10.159	5.348	4.811	10.069	5.298	4.771	9.782	5.167	4.615	287	131	156
PALENCIA	4.769	2.431	2.338	4.731	2.413	2.318	4.631	2.363	2.268	100	50	50
SALAMANCA	8.590	4.204	4.386	8.535	4.181	4.354	8.324	4.077	4.247	211	104	107
SEGOVIA	3.106	1.637	1.469	3.058	1.610	1.448	2.967	1.555	1.412	91	55	36
SORIA	2.000	1.052	948	1.964	1.030	934	1.918	1.006	912	46	24	22
VALLADOLID	12.289	6.364	5.925	12.195	6.315	5.880	11.774	6.095	5.679	421	220	201
ZAMORA	3.918	1.990	1.928	3.900	1.983	1.917	3.770	1.922	1.848	130	61	69
<b>CATALUÑA</b>	<b>117.184</b>	<b>64.386</b>	<b>52.798</b>	<b>114.498</b>	<b>62.836</b>	<b>51.662</b>	<b>111.366</b>	<b>61.090</b>	<b>50.276</b>	<b>3.132</b>	<b>1.746</b>	<b>1.386</b>
BARCELONA	79.409	44.069	35.340	77.669	43.071	34.598	75.561	41.865	33.696	2.108	1.206	902
GIRONA	14.209	7.690	6.519	13.803	7.446	6.357	13.427	7.246	6.181	376	200	176
LLEIDA	7.561	4.073	3.488	7.369	3.958	3.411	7.167	3.839	3.328	202	119	83
TARRAGONA	16.005	8.554	7.451	15.659	8.363	7.296	15.213	8.142	7.071	446	221	225
<b>CEUTA</b>	<b>2.254</b>	<b>1.074</b>	<b>1.180</b>	<b>2.235</b>	<b>1.062</b>	<b>1.173</b>	<b>2.177</b>	<b>1.037</b>	<b>1.140</b>	<b>58</b>	<b>25</b>	<b>33</b>
<b>COMUNIDAD DE MADRID</b>	<b>160.674</b>	<b>79.689</b>	<b>80.985</b>	<b>157.646</b>	<b>78.240</b>	<b>79.406</b>	<b>148.970</b>	<b>73.974</b>	<b>74.996</b>	<b>8.676</b>	<b>4.266</b>	<b>4.410</b>
<b>COMUNIDAD VALENCIANA</b>	<b>81.436</b>	<b>41.813</b>	<b>39.623</b>	<b>80.460</b>	<b>41.308</b>	<b>39.152</b>	<b>78.648</b>	<b>40.354</b>	<b>38.294</b>	<b>1.812</b>	<b>954</b>	<b>858</b>
ALICANTE	29.218	15.186	14.032	28.850	14.983	13.867	28.291	14.687	13.604	559	296	263
CASTELLÓN	9.860	5.097	4.763	9.695	5.009	4.686	9.449	4.865	4.584	246	144	102
VALENCIA	42.358	21.530	20.828	41.917	21.317	20.600	40.910	20.803	20.107	1.007	514	493
<b>EXTREMADURA</b>	<b>36.231</b>	<b>17.738</b>	<b>18.493</b>	<b>36.027</b>	<b>17.642</b>	<b>18.385</b>	<b>35.100</b>	<b>17.113</b>	<b>17.987</b>	<b>927</b>	<b>529</b>	<b>398</b>
BADAJÓZ	23.705	11.448	12.257	23.600	11.397	12.203	22.972	11.039	11.933	628	358	270
CÁCERES	12.526	6.290	6.236	12.427	6.245	6.182	12.128	6.074	6.054	299	171	128
<b>GALICIA</b>	<b>68.723</b>	<b>33.546</b>	<b>35.177</b>	<b>68.006</b>	<b>33.225</b>	<b>34.781</b>	<b>66.175</b>	<b>32.432</b>	<b>33.743</b>	<b>1.831</b>	<b>793</b>	<b>1.038</b>
A CORUÑA	26.116	12.610	13.506	25.823	12.485	13.338	25.146	12.185	12.961	677	300	377
LUGO	8.125	3.978	4.147	8.043	3.937	4.106	7.841	3.848	3.993	202	89	113
OURENSE	8.113	4.061	4.052	8.024	4.011	4.013	7.810	3.919	3.891	214	92	122
PONTEVEDRA	26.369	12.897	13.472	26.118	12.793	13.325	25.380	12.481	12.899	738	312	426
<b>ISLAS BALEARES</b>	<b>22.335</b>	<b>11.203</b>	<b>11.132</b>	<b>22.019</b>	<b>11.033</b>	<b>10.986</b>	<b>21.363</b>	<b>10.714</b>	<b>10.649</b>	<b>656</b>	<b>319</b>	<b>337</b>
<b>ISLAS CANARIAS</b>	<b>68.300</b>	<b>33.868</b>	<b>34.432</b>	<b>67.801</b>	<b>33.611</b>	<b>34.190</b>	<b>66.785</b>	<b>33.149</b>	<b>33.636</b>	<b>1.016</b>	<b>462</b>	<b>554</b>
LAS PALMAS	36.812	18.245	18.567	36.552	18.100	18.452	35.925	17.821	18.104	627	279	348
SANTA CRUZ TENERIFE	31.488	15.623	15.865	31.250	15.512	15.738	30.861	15.329	15.532	389	183	206
<b>LA RIOJA</b>	<b>4.021</b>	<b>2.070</b>	<b>1.951</b>	<b>3.961</b>	<b>2.037</b>	<b>1.924</b>	<b>3.835</b>	<b>1.968</b>	<b>1.867</b>	<b>126</b>	<b>69</b>	<b>57</b>
<b>MELILLA</b>	<b>3.001</b>	<b>1.388</b>	<b>1.613</b>	<b>2.955</b>	<b>1.365</b>	<b>1.590</b>	<b>2.896</b>	<b>1.335</b>	<b>1.561</b>	<b>59</b>	<b>30</b>	<b>29</b>
<b>NAVARRA</b>	<b>13.174</b>	<b>7.038</b>	<b>6.136</b>	<b>12.971</b>	<b>6.934</b>	<b>6.037</b>	<b>12.649</b>	<b>6.764</b>	<b>5.885</b>	<b>322</b>	<b>170</b>	<b>152</b>
<b>PAÍS VASCO</b>	<b>46.991</b>	<b>23.022</b>	<b>23.969</b>	<b>46.649</b>	<b>22.816</b>	<b>23.833</b>	<b>38.719</b>	<b>19.475</b>	<b>19.244</b>	<b>7.930</b>	<b>3.341</b>	<b>4.589</b>
ÁLAVA	6.839	3.216	3.623	6.779	3.176	3.603	5.633	2.747	2.886	1.146	429	717
GIPUZKOA	25.018	12.532	12.486	24.837	12.419	12.418	20.748	10.634	10.114	4.089	1.785	2.304
BIZKAIA	15.134	7.274	7.860	15.036	7.224	7.812	12.341	6.097	6.244	2.695	1.127	1.568
<b>PRINCIPADO DE ASTURIAS</b>	<b>21.009</b>	<b>11.155</b>	<b>9.854</b>	<b>20.698</b>	<b>10.990</b>	<b>9.708</b>	<b>20.265</b>	<b>10.776</b>	<b>9.489</b>	<b>433</b>	<b>214</b>	<b>219</b>
<b>REGIÓN DE MURCIA</b>	<b>44.828</b>	<b>23.084</b>	<b>21.744</b>	<b>44.251</b>	<b>22.774</b>	<b>21.477</b>	<b>43.180</b>	<b>22.189</b>	<b>20.991</b>	<b>1.071</b>	<b>585</b>	<b>486</b>
<b>TOTAL ESPAÑA</b>	<b>1.123.248</b>	<b>564.309</b>	<b>558.939</b>	<b>1.109.743</b>	<b>557.311</b>	<b>552.432</b>	<b>1.068.123</b>	<b>536.855</b>	<b>531.268</b>	<b>41.620</b>	<b>20.456</b>	<b>21.164</b>



# SISTEMA NACIONAL DE GARANTÍA JUVENIL

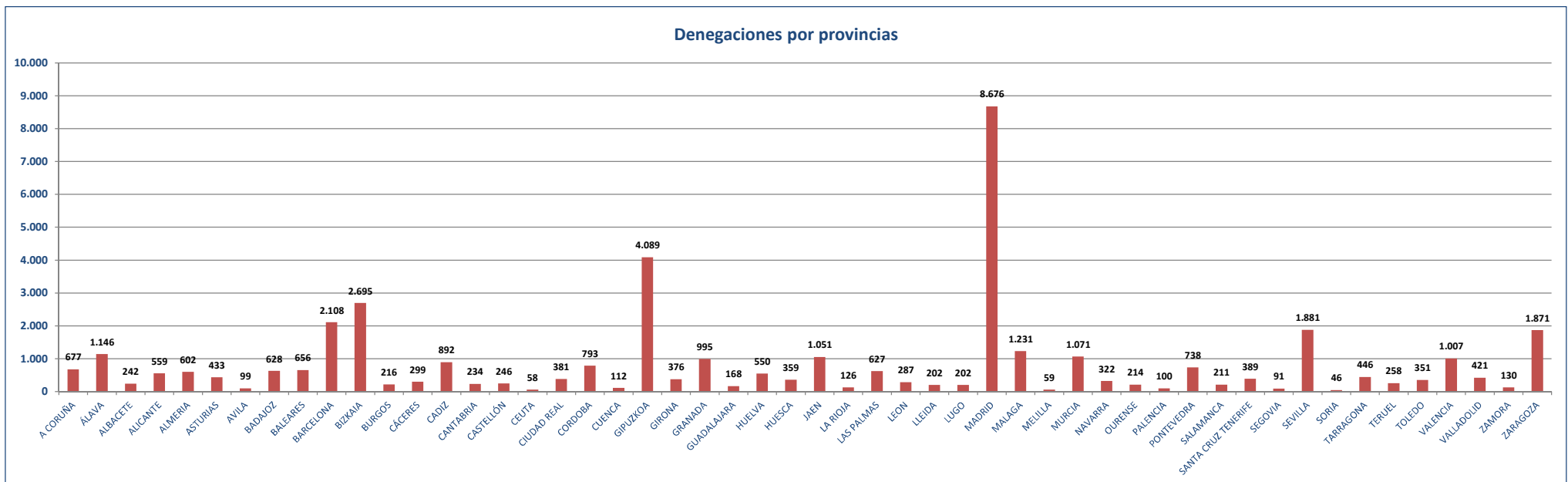
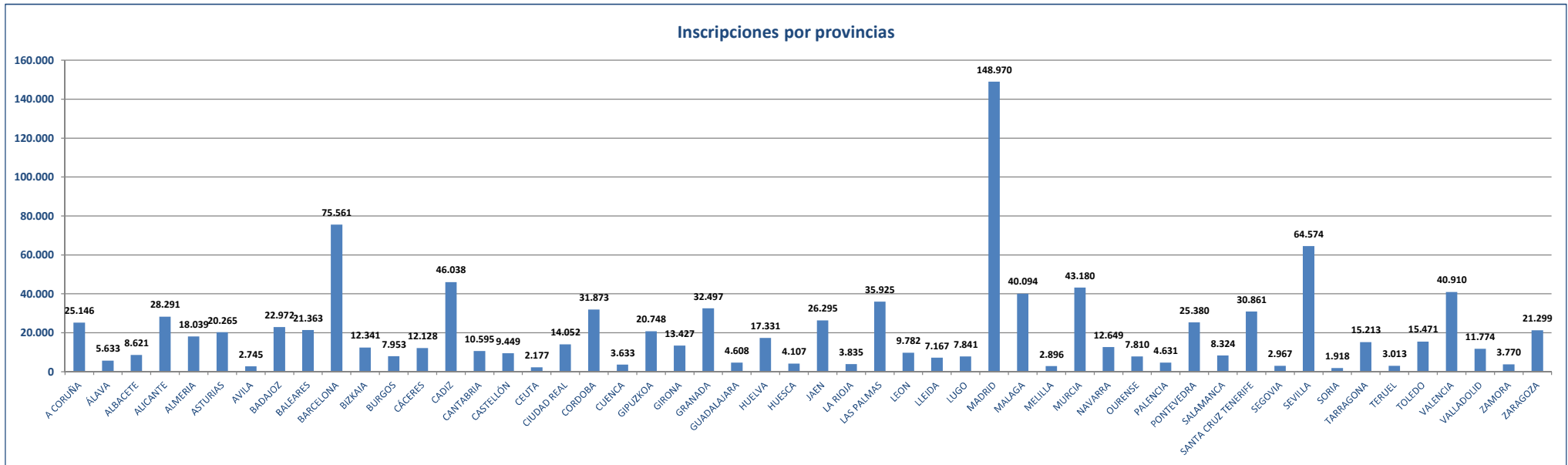
Datos a 28 de febrero de 2018



## ESTADOS (TOTAL POR CC.AA, PROVINCIAS Y TIPO DE EXPEDIENTE)

	Solicitudes				Expedientes resueltos				Inscripciones				Denegaciones			
	TOTAL	Contraseña	Certificado	En Papel	TOTAL	Contraseña	Certificado	En Papel	TOTAL	Contraseña	Certificado	En Papel	TOTAL	Contraseña	Certificado	En Papel
<b>ANDALUCÍA</b>	<b>286.742</b>	<b>190.722</b>	<b>94.759</b>	<b>1.261</b>	<b>284.729</b>	<b>189.431</b>	<b>94.040</b>	<b>1.258</b>	<b>276.735</b>	<b>185.337</b>	<b>90.529</b>	<b>869</b>	<b>7.994</b>	<b>4.094</b>	<b>3.511</b>	<b>389</b>
ALMERÍA	18.989	11.324	7.617	48	18.641	11.127	7.466	48	18.039	10.859	7.150	30	602	268	316	18
CADIZ	47.152	34.131	12.850	171	46.930	33.965	12.795	170	46.038	33.496	12.432	110	892	469	363	60
CÓRDOBA	32.789	19.787	12.888	114	32.666	19.718	12.834	114	31.873	19.381	12.425	67	793	337	409	47
GRANADA	33.775	20.006	13.688	81	33.492	19.853	13.558	81	32.497	19.398	13.064	35	995	455	494	46
HUELVA	17.970	7.544	10.341	85	17.881	7.519	10.278	84	17.331	7.346	9.918	67	550	173	360	17
JAÉN	27.471	16.956	10.396	119	27.346	16.869	10.358	119	26.295	16.354	9.861	80	1.051	515	497	39
MÁLAGA	41.773	32.255	9.273	245	41.325	31.926	9.154	245	40.094	31.134	8.771	189	1.231	792	383	56
SEVILLA	66.823	48.719	17.706	398	66.455	48.461	17.597	397	64.574	47.375	16.908	291	1.881	1.086	689	106
<b>ARAGÓN</b>	<b>31.353</b>	<b>27.103</b>	<b>2.090</b>	<b>2.160</b>	<b>30.907</b>	<b>26.716</b>	<b>2.031</b>	<b>2.160</b>	<b>28.419</b>	<b>26.397</b>	<b>1.976</b>	<b>46</b>	<b>2.488</b>	<b>319</b>	<b>55</b>	<b>2.114</b>
HUESCA	4.523	3.603	610	310	4.466	3.564	592	310	4.107	3.528	575	4	359	361	171	306
TERUEL	3.299	2.520	549	230	3.271	2.509	532	230	3.013	2.485	522	6	258	24	101	224
ZARAGOZA	23.531	20.980	931	1.620	23.170	20.643	907	1.620	21.299	20.384	879	36	1.871	259	28	1.584
<b>CANTABRIA</b>	<b>10.931</b>	<b>10.163</b>	<b>634</b>	<b>134</b>	<b>10.829</b>	<b>10.075</b>	<b>620</b>	<b>134</b>	<b>10.595</b>	<b>9.989</b>	<b>591</b>	<b>15</b>	<b>234</b>	<b>86</b>	<b>29</b>	<b>119</b>
<b>CASTILLA LA MANCHA</b>	<b>48.091</b>	<b>40.463</b>	<b>6.363</b>	<b>1.265</b>	<b>47.638</b>	<b>40.090</b>	<b>6.286</b>	<b>1.262</b>	<b>46.384</b>	<b>39.386</b>	<b>6.047</b>	<b>951</b>	<b>1.254</b>	<b>704</b>	<b>239</b>	<b>311</b>
ALBACETE	8.941	7.806	942	193	8.863	7.738	932	193	8.621	7.584	883	154	242	154	49	75
CIUDAD REAL	14.550	12.166	2.059	325	14.433	12.072	2.037	324	14.052	11.862	1.941	249	381	210	96	39
CUENCA	3.789	3.007	684	98	3.745	2.980	667	98	3.633	2.917	640	76	112	63	27	22
GUADALAJARA	4.838	4.092	524	222	4.776	4.037	517	222	4.608	3.964	506	138	168	73	31	84
TOLEDO	15.973	13.392	2.154	477	15.822	13.264	2.133	475	15.471	13.060	2.077	334	351	204	56	91
<b>CASTILLA Y LEÓN</b>	<b>55.970</b>	<b>45.701</b>	<b>7.917</b>	<b>2.352</b>	<b>55.463</b>	<b>45.320</b>	<b>7.793</b>	<b>2.350</b>	<b>53.862</b>	<b>44.709</b>	<b>7.491</b>	<b>1.662</b>	<b>1.601</b>	<b>611</b>	<b>302</b>	<b>688</b>
ÁVILA	2.872	2.267	462	143	2.844	2.246	456	142	2.745	2.204	437	104	99	42	19	38
BURGOS	8.267	6.911	1.150	206	8.169	6.847	1.116	206	7.953	6.754	1.077	122	216	93	39	84
LEÓN	10.159	8.306	1.432	421	10.069	8.238	1.410	421	9.782	8.135	1.349	298	287	103	61	123
PALENCIA	4.769	3.743	740	286	4.731	3.715	730	286	4.631	3.681	708	242	100	34	22	44
SALAMANCA	8.590	7.017	1.208	365	8.535	6.975	1.196	364	8.324	6.908	1.136	280	211	67	60	84
SEGOVIA	3.106	2.784	226	96	3.058	2.746	216	96	2.967	2.705	204	58	91	41	12	38
SORIA	2.000	1.753	215	32	1.964	1.721	211	32	1.918	1.694	203	21	46	8	8	11
VALLADOLID	12.289	9.708	1.937	644	12.195	9.636	1.915	644	11.774	9.481	1.853	440	421	155	62	204
ZAMORA	3.918	3.212	547	159	3.900	3.198	543	159	3.770	3.149	524	97	130	49	19	62
<b>CATALUNYA</b>	<b>117.184</b>	<b>102.881</b>	<b>12.414</b>	<b>1.889</b>	<b>114.498</b>	<b>100.485</b>	<b>12.128</b>	<b>1.885</b>	<b>111.366</b>	<b>98.252</b>	<b>11.657</b>	<b>1.457</b>	<b>3.132</b>	<b>2.233</b>	<b>471</b>	<b>428</b>
BARCELONA	79.409	69.924	8.198	1.287	77.669	68.380	8.003	1.286	75.561	66.888	8.678	995	2.108	1.492	325	291
GIRONA	14.209	13.031	948	230	13.803	12.649	926	228	13.427	12.374	889	164	376	275	37	64
LLEIDA	7.561	6.071	1.363	127	7.369	5.893	1.350	126	7.167	5.759	1.308	100	202	134	42	26
TARRAGONA	16.005	13.855	1.905	245	15.659	13.565	1.849	245	15.213	13.233	1.782	198	446	332	67	47
<b>CEUTA</b>	<b>2.254</b>	<b>1.852</b>	<b>399</b>	<b>3</b>	<b>2.235</b>	<b>1.834</b>	<b>398</b>	<b>3</b>	<b>2.177</b>	<b>1.795</b>	<b>381</b>	<b>1</b>	<b>58</b>	<b>39</b>	<b>17</b>	<b>2</b>
<b>COMUNIDAD DE MADRID</b>	<b>160.674</b>	<b>144.082</b>	<b>9.249</b>	<b>7.343</b>	<b>157.646</b>	<b>141.398</b>	<b>8.906</b>	<b>7.342</b>	<b>148.970</b>	<b>139.697</b>	<b>8.426</b>	<b>847</b>	<b>8.676</b>	<b>1.701</b>	<b>480</b>	<b>6.495</b>
<b>COMUNIDAD VALENCIANA</b>	<b>81.436</b>	<b>67.922</b>	<b>12.766</b>	<b>748</b>	<b>80.460</b>	<b>67.141</b>	<b>12.571</b>	<b>748</b>	<b>78.648</b>	<b>66.185</b>	<b>12.096</b>	<b>367</b>	<b>1.812</b>	<b>956</b>	<b>475</b>	<b>381</b>
ALICANTE	29.218	24.933	4.048	177	28.850	24.690	3.983	177	28.291	24.375	3.845	71	559	315	138	106
CASTELLÓN	9.860	8.015	1.721	124	9.695	7.885	1.686	124	9.449	7.784	1.599	66	246	101	87	58
VALENCIA	42.358	34.914	6.997	447	41.917	34.568	6.902	447	40.910	34.028	6.652	230	1.007	540	250	217
<b>EXTREMADURA</b>	<b>36.231</b>	<b>30.911</b>	<b>4.841</b>	<b>479</b>	<b>36.027</b>	<b>30.734</b>	<b>4.814</b>	<b>479</b>	<b>35.100</b>	<b>30.198</b>	<b>4.691</b>	<b>211</b>	<b>927</b>	<b>536</b>	<b>123</b>	<b>268</b>
BADAJOS	23.705	19.448	3.920	337	23.600	19.359	3.904	337	22.972	18.991	3.809	172	628	368	95	165
CÁCERES	12.526	11.463	921	142	12.427	11.375	910	142	12.128	11.207	882	39	299	168	28	103
<b>GALICIA</b>	<b>68.723</b>	<b>61.966</b>	<b>5.477</b>	<b>1.280</b>	<b>68.006</b>	<b>61.357</b>	<b>5.369</b>	<b>1.280</b>	<b>66.175</b>	<b>60.722</b>	<b>5.196</b>	<b>257</b>	<b>1.831</b>	<b>635</b>	<b>173</b>	<b>1.023</b>
A CORUÑA	26.116	23.966	1.670	480	25.823	23.719	1.624	480	25.146	23.466	1.575	105	677	253	49	375
LUGO	8.125	7.384	594	147	8.043	7.308	588	147	7.841	7.237	565	39	202	71	23	108
OURENSE	8.113	7.573	391	149	8.024	7.492	383	149	7.810	7.407	369	34	214	85	14	115
PONTEVEDRA	26.369	23.043	2.822	504	26.118	22.840	2.774	504	25.380	22.614	2.687	79	738	226	87	425
<b>ISLAS BALEARES</b>	<b>22.335</b>	<b>20.399</b>	<b>1.121</b>	<b>815</b>	<b>22.019</b>	<b>20.104</b>	<b>1.101</b>	<b>814</b>	<b>21.363</b>	<b>19.842</b>	<b>1.078</b>	<b>443</b>	<b>656</b>	<b>262</b>	<b>23</b>	<b>371</b>
<b>ISLAS CANARIAS</b>	<b>68.300</b>	<b>55.770</b>	<b>9.080</b>	<b>3.450</b>	<b>67.801</b>	<b>55.396</b>	<b>8.955</b>	<b>3.450</b>	<b>66.785</b>	<b>54.998</b>	<b>8.726</b>	<b>3.061</b>	<b>1.016</b>	<b>398</b>	<b>229</b>	<b>389</b>
LAS PALMAS	36.812	29.976	5.053	1.783	36.552	29.788	4.981	1.783	35.925	29.521	4.842	1.562	627	267	139	221
SANTA CRUZ TENERIFE	31.488	25.794	4.027	1.667	31.250	25.609	3.974	1.667	30.861	25.478	3.884	1.499	389	131	90	168
<b>LA RIOJA</b>	<b>4.021</b>	<b>3.446</b>	<b>542</b>	<b>33</b>	<b>3.961</b>	<b>3.396</b>	<b>532</b>	<b>33</b>	<b>3.835</b>	<b>3.327</b>	<b>499</b>	<b>9</b>	<b>126</b>	<b>69</b>	<b>33</b>	<b>24</b>
<b>MELILLA</b>	<b>3.001</b>	<b>1.287</b>	<b>1.657</b>	<b>57</b>	<b>2.955</b>	<b>1.264</b>	<b>1.634</b>	<b>57</b>	<b>2.896</b>	<b>1.263</b>	<b>1.590</b>	<b>43</b>	<b>59</b>	<b>1</b>	<b>44</b>	<b>14</b>
<b>NAVARRA</b>	<b>13.174</b>	<b>11.964</b>	<b>1.048</b>	<b>162</b>	<b>12.971</b>	<b>11.781</b>	<b>1.028</b>	<b>162</b>	<b>12.649</b>	<b>11.594</b>	<b>976</b>	<b>79</b>	<b>322</b>	<b>187</b>	<b>52</b>	<b>83</b>
<b>PAÍS VASCO</b>	<b>46.991</b>	<b>34.950</b>	<b>5.243</b>	<b>6.798</b>	<b>46.649</b>	<b>34.718</b>	<b>5.136</b>	<b>6.795</b>	<b>38.719</b>	<b>33.168</b>	<b>4.941</b>	<b>610</b>	<b>7.930</b>	<b>1.550</b>	<b>195</b>	<b>6.185</b>
ÁLAVA	6.839	4.972	935	177	6.779	4.928	920	177	6.633	4.680	893	60	1.146	248	27	871
GIPUZKOA	25.018	18.399	3.076	3.543	24.837	18.286	3.009	3.542	20.748	17.513	2.869	366	4.089	773	140	3.176
BIZKAIA	15.134	11.579	1.232	2.323	15.036	11.507	1.207	2.322	12.341	10.9						

INSCRIPCIONES Y DENEGACIONES POR PROVINCIAS



# SISTEMA NACIONAL DE GARANTÍA JUVENIL

Datos a 28 de febrero de 2018



## ESTADOS (HOMBRES POR CC.AA, PROVINCIAS Y TIPO DE EXPEDIENTE)

	Solicitudes				Expedientes resueltos				Inscripciones				Denegaciones			
	TOTAL	Contraseña	Certificado	En Papel	TOTAL	Contraseña	Certificado	En Papel	TOTAL	Contraseña	Certificado	En Papel	TOTAL	Contraseña	Certificado	En Papel
<b>ANDALUCÍA</b>	139.671	91.454	47.509	708	138.677	90.828	47.144	705	134.491	88.745	45.223	523	4.186	2.083	1.921	182
ALMERÍA	9.302	5.356	3.922	24	9.129	5.256	3.849	24	8.838	5.128	3.694	16	291	128	155	8
CADIZ	23.118	16.560	6.458	100	23.019	16.490	6.430	99	22.575	16.252	6.248	75	444	238	182	24
CÓRDOBA	15.653	9.359	6.234	60	15.597	9.332	6.205	59	15.148	9.150	5.963	35	449	182	242	25
GRANADA	16.540	9.646	6.855	39	16.396	9.568	6.789	39	15.881	9.343	6.519	19	515	225	270	20
HUELVA	8.926	3.674	5.203	49	8.884	3.664	5.172	48	8.588	3.576	4.973	39	296	88	199	9
JAÉN	12.920	7.768	5.085	67	12.848	7.717	5.064	67	12.280	7.445	4.790	45	568	272	274	22
MÁLAGA	20.794	15.788	4.858	148	20.583	15.644	4.791	148	19.937	15.246	4.569	122	646	398	222	26
SEVILLA	32.418	23.303	8.894	221	32.224	23.160	8.844	220	31.246	22.607	8.467	172	978	553	377	48
<b>ARAGÓN</b>	15.862	13.673	1.178	1.011	15.603	13.459	1.133	1.011	14.428	13.299	1.103	26	1.175	160	30	985
HUESCA	2.303	1.832	355	116	2.265	1.809	340	116	2.122	1.789	330	3	143	20	10	113
TERUEL	1.635	1.243	311	81	1.616	1.237	298	81	1.526	1.229	293	4	90	8	5	77
ZARAGOZA	11.924	10.598	512	814	11.722	10.413	495	814	10.780	10.281	480	19	942	132	15	795
<b>CANTABRIA</b>	5.655	5.260	323	72	5.594	5.207	315	72	5.463	5.154	302	7	131	53	13	65
<b>CASTILLA LA MANCHA</b>	23.467	19.566	3.235	666	23.249	19.391	3.194	664	22.602	19.050	3.064	488	647	341	130	176
ALBACETE	4.356	3.773	490	93	4.321	3.742	486	93	4.195	3.668	460	67	126	74	26	26
CIUDAD REAL	6.830	5.654	1.009	167	6.780	5.613	1.001	166	6.582	5.515	949	118	198	98	52	48
CUENCA	1.866	1.449	371	46	1.846	1.441	359	46	1.797	1.417	342	38	49	24	17	8
GUADALAJARA	2.363	1.984	250	129	2.333	1.957	247	129	2.239	1.918	241	80	94	39	6	49
TOLEDO	8.052	6.706	1.115	231	7.969	6.638	1.101	230	7.789	6.532	1.072	185	180	106	29	45
<b>CASTILLA Y LEÓN</b>	28.580	23.172	4.233	1.175	28.315	22.976	4.165	1.174	27.501	22.649	4.006	846	814	327	159	328
ÁVILA	1.446	1.126	247	73	1.431	1.117	242	72	1.375	1.091	235	47	56	26	7	23
BURGOS	4.108	3.417	572	114	4.055	3.384	557	114	3.942	3.338	537	67	113	46	20	47
LEÓN	5.348	4.390	759	199	5.298	4.349	750	199	5.167	4.298	726	143	131	51	24	56
PALENCIA	2.431	1.876	406	149	2.413	1.865	399	149	2.363	1.846	388	129	50	19	11	30
SALAMANCA	4.204	3.430	594	180	4.181	3.413	588	180	4.077	3.379	557	141	104	34	31	29
SEGOVIA	1.637	1.465	122	50	1.610	1.442	118	50	1.555	1.415	109	31	55	27	9	19
SORIA	1.052	918	116	18	1.030	897	115	18	1.006	883	111	12	24	14	4	6
VALLADOLID	6.364	4.917	1.133	316	6.315	4.882	1.117	316	6.095	4.796	1.078	221	220	86	39	23
ZAMORA	1.990	1.633	281	76	1.983	1.628	279	76	1.922	1.604	265	53	61	24	14	95
<b>CATALUÑA</b>	64.386	56.029	7.105	1.252	62.836	54.644	6.942	1.250	61.090	53.429	6.662	999	1.746	1.215	280	251
BARCELONA	44.069	38.387	4.836	846	43.071	37.493	4.732	846	41.865	36.654	4.535	676	1.206	839	197	170
GIRONA	7.690	7.000	544	146	7.446	6.774	527	145	7.246	6.631	511	104	200	143	16	41
LLEIDA	4.073	3.240	735	98	3.958	3.137	724	97	3.839	3.061	695	83	119	76	29	14
TARRAGONA	8.554	7.402	990	162	8.363	7.242	959	162	8.142	7.085	921	136	221	157	38	26
<b>CEUTA</b>	1.074	871	201	2	1.062	860	200	2	1.037	841	196	0	25	19	4	2
<b>COMUNIDAD DE MADRID</b>	79.689	71.121	4.894	3.674	78.240	69.868	4.699	3.673	73.974	69.053	4.450	471	4.266	815	249	3.202
<b>COMUNIDAD VALENCIANA</b>	41.813	34.556	6.854	403	41.308	34.150	6.755	403	40.354	33.665	6.475	214	954	485	280	189
ALICANTE	15.186	12.867	2.234	85	14.983	12.700	2.198	85	14.687	12.534	2.115	38	296	166	83	47
CASTELLÓN	5.097	4.069	956	72	5.009	4.000	937	72	4.865	3.943	879	37	144	51	58	35
VALENCIA	21.530	17.620	3.664	246	21.317	17.451	3.620	246	20.803	17.183	3.491	139	514	268	139	107
<b>EXTREMADURA</b>	17.738	15.016	2.445	277	17.642	14.930	2.435	277	17.113	14.613	2.373	127	529	317	62	150
BADAJOS	11.448	9.268	1.977	203	11.397	9.224	1.970	203	11.039	9.007	1.922	110	358	217	48	93
CÁCERES	6.290	5.748	468	74	6.245	5.706	465	74	6.074	5.606	451	17	171	100	14	57
<b>GALICIA</b>	33.546	30.270	2.716	560	33.225	30.003	2.662	560	32.432	29.723	2.576	133	793	280	86	427
A CORUÑA	12.610	11.583	819	208	12.485	11.480	797	208	12.185	11.360	776	49	300	120	21	159
LUGO	3.978	3.623	290	65	3.937	3.587	285	65	3.848	3.560	268	20	89	27	17	45
OURENSE	4.061	3.800	197	64	4.011	3.754	193	64	3.919	3.712	187	20	92	42	6	44
PONTEVEDRA	12.897	11.264	1.410	223	12.793	11.183	1.387	223	12.481	11.092	1.345	44	312	91	42	179
<b>ISLAS BALEARES</b>	11.203	10.176	615	412	11.033	10.018	603	412	10.714	9.895	590	229	319	123	43	183
<b>ISLAS CANARIAS</b>	33.868	27.601	4.570	1.697	33.611	27.408	4.506	1.697	33.149	27.225	4.387	1.537	462	183	119	160
LAS PALMAS	18.245	14.830	2.543	872	18.100	14.729	2.499	872	17.821	14.611	2.430	780	279	118	69	92
SANTA CRUZ TENERIFE	15.623	12.771	2.027	825	15.512	12.680	2.007	825	15.328	12.615	1.957	757	183	65	50	68
<b>LA RIOJA</b>	2.070	1.746	306	18	2.037	1.718	301	18	1.968	1.684	279	5	69	34	22	13
<b>MELILLA</b>	1.388	561	805	22	1.365	548	795	22	1.335	547	772	16	30	1	23	6
<b>NAVARRA</b>	7.038	6.370	589	79	6.934	6.275	580	79	6.764	6.171	555	38	170	104	25	41
<b>PAÍS VASCO</b>	23.022	17.269	2.885	2.868	22.816	17.129	2.820	2.867	19.475	16.444	2.716	315	3.341	685	104	2.552
ÁLAVA	3.216	2.371	500	345	3.176	2.341	491	344	2.747	2.244	478	25	429	97	13	319
GIPUZKOA	12.532	9.240	1.742	1.550	12.419	9.168	1.701	1.550	10.634	8.813	1.624	197	1.785	355	77	1.353
BIZKAIA	7.274	5.658	643	973	7.224	5.623	628	973	6.097	5.390	614	93	1.127	233	14	880
<b>PRINCIPADO DE ASTURIAS</b>	11.155	9.100	1.958	97	10.990	8.956	1.938	96	10.776	8.853	1.884	39	214	103	54	57
<b>REGIÓN DE MURCIA</b>	23.084	19.462	3.299	323	22.774	19.198	3.254	322	22.189	18.878	3.153	158	585	320	101	164
<b>TOTAL ESPAÑA</b>	564.309	453.273	95.720	15.316	557.311	447.566	94.441	15.304	536.855	439.918	90.766	6.171	20.456	7.648	3.675	9.133

Datos del Sistema Nacional de Garantía Juvenil

Modelo estadístico acordado en la Comisión Delegada de Seguimiento y Evaluación del Sistema Nacional de Garantía Juvenil



**SISTEMA NACIONAL DE GARANTÍA JUVENIL**

Datos a 28 de febrero de 2018



**ESTADOS (MUJERES POR CC.AA, PROVINCIAS Y TIPO DE EXPEDIENTE)**

	Solicitudes				Expedientes resueltos				Inscripciones				Denegaciones			
	TOTAL	Contraseña	Certificado	En Papel	TOTAL	Contraseña	Certificado	En Papel	TOTAL	Contraseña	Certificado	En Papel	TOTAL	Contraseña	Certificado	En Papel
<b>ANDALUCÍA</b>	147.071	99.268	47.250	553	146.052	98.603	46.896	553	142.244	96.592	45.306	346	3.808	2.011	1.590	207
ALMERÍA	9.687	5.968	3.695	24	9.512	5.871	3.617	24	9.201	5.731	3.456	14	311	140	161	10
CADIZ	24.034	17.571	6.392	71	23.911	17.475	6.365	71	23.463	17.244	6.184	35	448	231	181	36
CÓRDOBA	17.136	10.428	6.654	54	17.069	10.386	6.629	54	16.725	10.231	6.462	32	344	155	167	22
GRANADA	17.235	10.360	6.833	42	17.096	10.285	6.769	42	16.616	10.055	6.545	16	480	230	224	26
HUELVA	9.044	3.870	5.138	36	8.997	3.855	5.106	36	8.743	3.770	4.945	28	254	85	161	8
JAÉN	14.551	9.188	5.311	52	14.498	9.152	5.294	52	14.015	8.909	5.071	35	483	243	223	17
MÁLAGA	20.979	16.467	4.415	97	20.742	16.282	4.363	97	20.157	15.888	4.202	67	585	394	161	30
SEVILLA	34.405	25.416	8.812	177	34.231	25.301	8.753	177	33.328	24.768	8.441	119	903	533	312	58
<b>ARAGÓN</b>	15.491	13.430	912	1.149	15.304	13.257	898	1.149	13.991	13.098	873	20	1.313	159	25	1.129
HUESCA	2.220	1.771	255	194	2.201	1.755	252	194	1.985	1.739	245	1	216	161	7	193
TERUEL	1.664	1.277	238	149	1.655	1.272	234	149	1.487	1.256	229	2	168	161	5	147
ZARAGOZA	11.607	10.382	419	806	11.448	10.230	412	806	10.519	10.103	399	17	929	127	13	789
<b>CANTABRIA</b>	5.276	4.903	311	62	5.235	4.868	305	62	5.132	4.835	289	8	103	33	16	54
<b>CASTILLA LA MANCHA</b>	24.624	20.897	3.128	599	24.389	20.699	3.092	598	23.782	20.336	2.983	463	607	363	109	135
ALBACETE	4.585	4.033	452	100	4.542	3.996	446	100	4.426	3.916	423	87	116	80	23	13
CIUDAD REAL	7.720	6.512	1.050	158	7.653	6.459	1.036	158	7.470	6.347	992	131	183	112	44	27
CUENCA	1.923	1.558	313	52	1.899	1.539	308	52	1.836	1.500	298	38	63	39	10	14
GUADALAJARA	2.475	2.108	274	93	2.443	2.080	270	93	2.369	2.046	265	58	74	34	5	35
TOLEDO	7.921	6.686	1.039	196	7.853	6.626	1.032	196	7.682	6.528	1.005	149	171	98	27	46
<b>CASTILLA Y LEÓN</b>	27.390	22.529	3.684	1.177	27.148	22.344	3.628	1.176	26.361	22.060	3.485	816	787	284	143	360
ÁVILA	1.426	1.141	215	70	1.413	1.129	214	70	1.370	1.113	202	55	43	16	12	15
BURGOS	4.159	3.494	573	92	4.114	3.463	559	92	4.011	3.416	540	55	103	47	19	37
LEÓN	4.811	3.916	673	222	4.771	3.889	660	222	4.615	3.837	623	155	156	52	31	67
PALENCIA	2.338	1.867	334	137	2.318	1.850	331	137	2.268	1.835	320	113	50	15	11	24
SALAMANCA	4.386	3.587	614	185	4.354	3.562	608	184	4.247	3.529	579	139	107	33	21	45
SEGOVIA	1.469	1.319	104	46	1.448	1.304	98	46	1.412	1.290	95	27	36	14	3	19
SORIA	948	835	99	14	934	824	96	14	912	811	92	9	22	13	4	5
VALLADOLID	5.925	4.791	806	328	5.880	4.754	798	328	5.679	4.685	775	219	201	69	23	109
ZAMORA	1.928	1.579	266	83	1.917	1.570	264	83	1.848	1.545	259	44	69	25	5	39
<b>CATALUÑA</b>	52.798	46.852	5.309	637	51.662	45.841	5.186	635	50.276	44.823	4.995	458	1.386	1.018	191	177
BARCELONA	35.340	31.537	3.362	441	34.598	30.887	3.271	440	33.696	30.234	3.143	319	902	653	128	121
GIRONA	6.519	6.031	404	84	6.357	5.875	399	83	6.181	5.743	378	60	176	132	21	23
LLEIDA	3.488	2.831	628	29	3.411	2.756	626	29	3.328	2.698	613	17	83	58	13	12
TARRAGONA	7.451	6.453	915	83	7.296	6.323	890	83	7.071	6.148	861	62	225	175	29	21
<b>CEUTA</b>	1.180	981	198	1	1.173	974	198	1	1.140	954	185	1	33	20	13	0
<b>COMUNIDAD DE MADRID</b>	80.985	72.961	4.355	3.669	79.406	71.530	4.207	3.669	74.996	70.644	3.976	376	4.410	886	231	3.293
<b>COMUNIDAD VALENCIANA</b>	39.623	33.366	5.912	345	39.152	32.991	5.816	345	38.294	32.520	5.621	153	858	471	195	192
ALICANTE	14.032	12.126	1.814	92	13.867	11.990	1.785	92	13.604	11.841	1.730	33	263	149	55	59
CASTELLÓN	4.763	3.946	765	52	4.686	3.885	749	52	4.584	3.833	720	29	102	50	29	23
VALENCIA	20.828	17.794	3.333	201	20.600	17.117	3.282	201	20.107	16.845	3.171	91	493	272	111	110
<b>EXTREMADURA</b>	18.493	15.895	2.396	202	18.385	15.804	2.379	202	17.987	15.585	2.318	84	398	219	61	118
BADAJOS	12.257	10.180	1.943	134	12.203	10.135	1.934	134	11.933	9.984	1.887	62	270	151	47	72
CÁCERES	6.236	5.715	453	68	6.182	5.669	445	68	6.054	5.601	431	22	128	68	14	46
<b>GALICIA</b>	35.177	31.696	2.761	720	34.781	31.354	2.707	720	33.743	30.999	2.620	124	1.038	355	87	596
A CORUÑA	13.506	12.383	851	272	13.338	12.239	827	272	12.961	12.106	799	56	377	133	28	216
LUGO	4.147	3.761	304	82	4.106	3.721	303	82	3.993	3.677	297	19	113	44	6	63
OURENSE	4.052	3.773	194	85	4.013	3.738	190	85	3.891	3.695	182	14	122	43	8	71
PONTEVEDRA	13.472	11.779	1.412	281	13.325	11.657	1.387	281	12.899	11.522	1.342	35	426	135	45	246
<b>ISLAS BALEARES</b>	11.132	10.223	506	403	10.986	10.086	498	402	10.649	9.947	488	214	337	139	10	188
<b>ISLAS CANARIAS</b>	34.432	28.169	4.510	1.753	34.190	27.988	4.449	1.753	33.636	27.773	4.339	1.524	554	215	110	229
LAS PALMAS	18.567	15.146	2.510	911	18.452	15.059	2.482	911	18.104	14.910	2.412	782	348	149	70	129
SANTA CRUZ TENERIFE	15.865	13.023	2.000	842	15.738	12.929	1.967	842	15.532	12.863	1.927	742	206	66	40	100
<b>LA RIOJA</b>	1.951	1.700	236	15	1.924	1.678	231	15	1.867	1.643	220	4	57	35	11	11
<b>MELILLA</b>	1.613	726	852	35	1.590	716	839	35	1.561	716	818	27	29	0	21	8
<b>NAVARRA</b>	6.136	5.594	459	83	6.037	5.506	448	83	5.885	5.423	421	41	152	83	27	42
<b>PAÍS VASCO</b>	23.969	17.681	2.358	3.930	23.833	17.589	2.316	3.928	19.244	16.724	2.225	295	4.589	865	91	3.633
ÁLAVA	3.623	2.601	435	587	3.603	2.587	429	587	2.886	2.436	415	35	717	151	14	552
GIPUZKOA	12.486	9.159	1.334	1.993	12.418	9.118	1.308	1.992	10.114	8.700	1.245	169	2.304	418	63	1.823
BIZKAIA	7.860	5.921	5.889	1.350	7.812	5.884	5.791	1.349	6.244	5.588	5.651	91	1.568	296	14	1.258
<b>PRINCIPADO DE ASTURIAS</b>	9.854	8.280	1.501	73	9.708	8.149	1.486	73	9.489	8.045	1.423	21	219	104	63	52
<b>REGIÓN DE MURCIA</b>	21.744	18.639	2.829	276	21.477	18.409	2.792	276	20.991	18.145	2.721	125	486	264	71	151
<b>TOTAL ESPAÑA</b>	558.939	453.790	89.467	15.682	552.432	448.386	88.371	15.675	531.268	440.862	85.306	5.100	21.164	7.524	3.065	10.575

Datos del Sistema Nacional de Garantía Juvenil  
Modelo estadístico acordado en la Comisión Delegada de Seguimiento y Evaluación del Sistema Nacional de Garantía Juvenil