



GOBIERNO
DE ESPAÑA

MINISTERIO
DE EMPLEO
Y SEGURIDAD SOCIAL



UNIÓN EUROPEA
Fondo Social Europeo
El FSE invierte en tu futuro

Sistema Nacional de Garantía Juvenil

Fichero de Inscripción



Datos a 31 DE JULIO DE 2018



SISTEMA NACIONAL DE GARANTÍA JUVENIL

Datos a 31 de julio de 2018



Proceso de Inscripción (TABLA GENERAL)

| | ESPAÑA | | |
|---|------------------|----------------|----------------|
| | Total | Hombres | Mujeres |
| Solicitudes | 1.288.019 | 647.354 | 640.665 |
| Con usuario y contraseña | 1.056.644 | 528.273 | 528.371 |
| Certificado electrónico | 197.496 | 101.808 | 95.688 |
| En Papel completas y correctas | 33.879 | 17.273 | 16.606 |
| Expedientes resueltos | 1.271.837 | 639.072 | 632.765 |
| Con usuario y contraseña | 1.043.276 | 521.477 | 521.799 |
| Certificado electrónico | 194.731 | 100.357 | 94.374 |
| En Papel | 33.830 | 17.238 | 16.592 |
| % de expedientes resueltos | 99% | 99% | 99% |
| Inscripciones (resoluciones positivas) | 1.224.240 | 615.790 | 608.450 |
| Con usuario y contraseña | 1.021.433 | 510.840 | 510.593 |
| Certificado electrónico | 187.805 | 96.627 | 91.178 |
| En Papel | 15.002 | 8.323 | 6.679 |
| Denegaciones (resoluciones negativas) | 47.597 | 23.282 | 24.315 |
| Con usuario y contraseña | 21.843 | 10.637 | 11.206 |
| Certificado electrónico | 6.926 | 3.730 | 3.196 |
| En Papel | 18.828 | 8.915 | 9.913 |
| Servicio 060 Garantía Juvenil (Acumulado 2018) | 22.782 | --- | --- |
| Llamadas atendidas - opción jóvenes | 20.331 | --- | --- |
| Llamadas atendidas - opción empleadores | 2.451 | --- | --- |
| Correos atendidos | 0 | --- | --- |

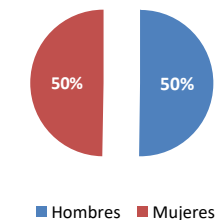
Datos del Sistema Nacional de Garantía Juvenil

Modelo estadístico acordado en la Comisión Delegada de Seguimiento y Evaluación del Sistema Nacional de Garantía Juvenil

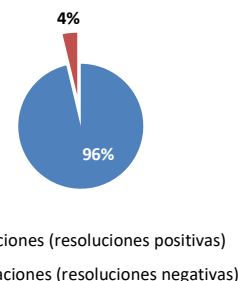
Por Tipo de Expediente



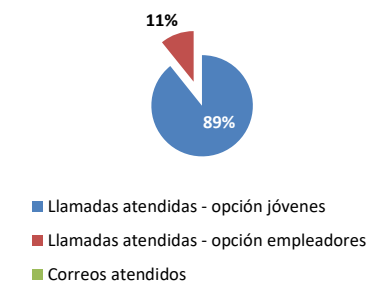
Por Sexo



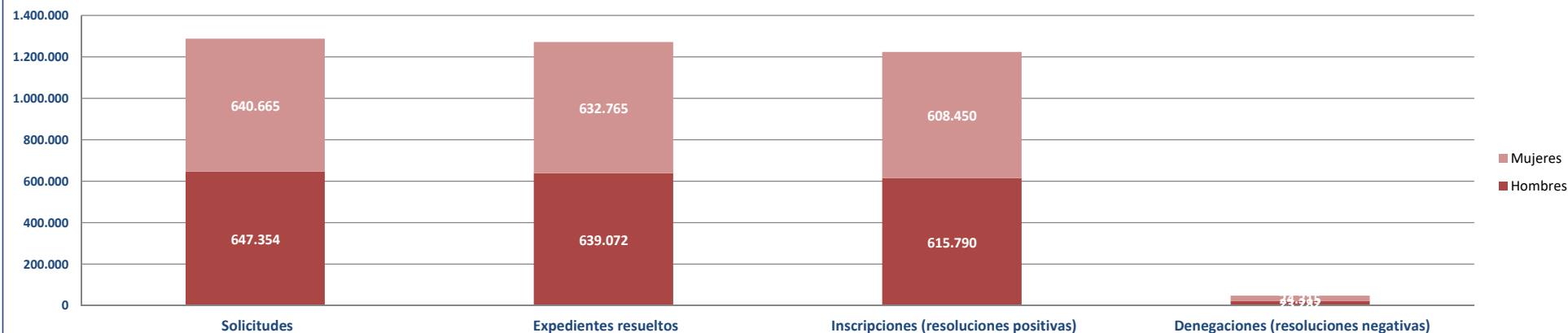
Por Tipo de resolución



Teléfono de Información



Registro del Sistema



SISTEMA NACIONAL DE GARANTÍA JUVENIL

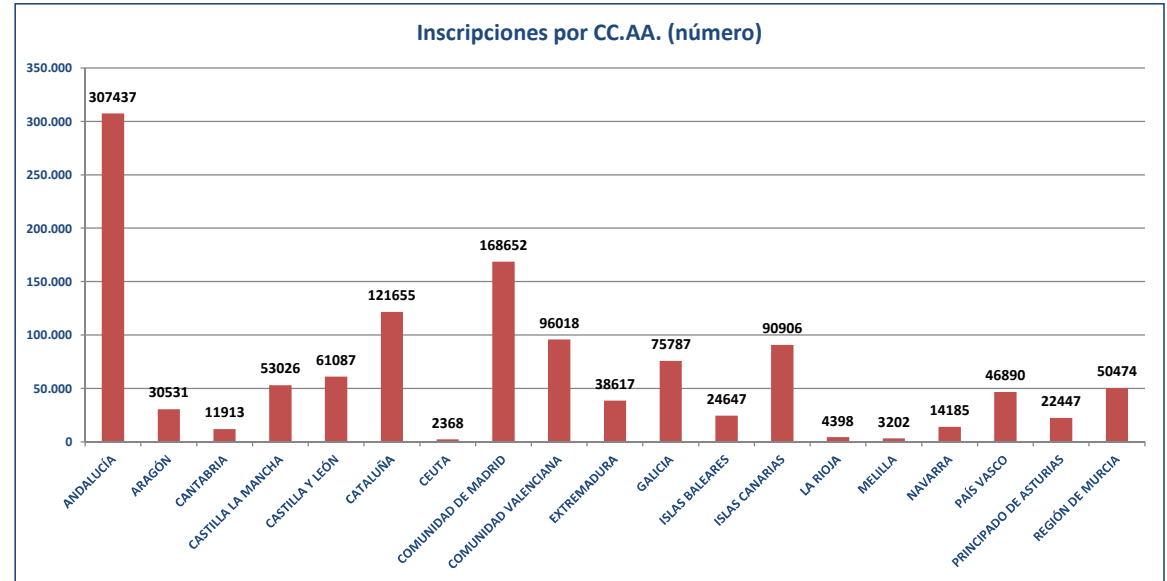
Datos a 31 de julio de 2018



INSCRIPCIONES

(Datos por CC.AA.)

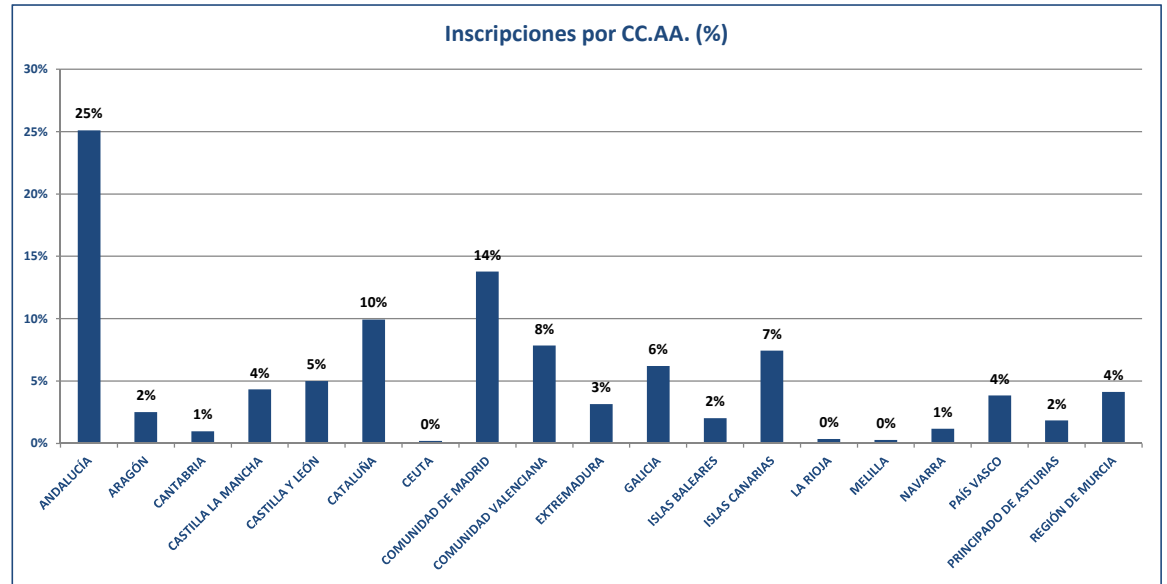
| | Total | | Hombres | | Mujeres | |
|------------------------|------------------|-------------|----------------|-------------|----------------|-------------|
| | Número | %/total | Número | %/total | Número | %/total |
| ANDALUCÍA | 307.437 | 25% | 149.594 | 24,3% | 157.843 | 25,9% |
| ARAGÓN | 30.531 | 2% | 15.524 | 2,5% | 15.007 | 2,5% |
| CANTABRIA | 11.913 | 1% | 6.202 | 1,0% | 5.711 | 0,9% |
| CASTILLA LA MANCHA | 53.026 | 4% | 25.963 | 4,2% | 27.063 | 4,4% |
| CASTILLA Y LEÓN | 61.087 | 5% | 31.251 | 5,1% | 29.836 | 4,9% |
| CATALUÑA | 121.655 | 10% | 66.617 | 10,8% | 55.038 | 9,0% |
| CEUTA | 2.368 | 0% | 1.114 | 0,2% | 1.254 | 0,2% |
| COMUNIDAD DE MADRID | 168.652 | 14% | 84.148 | 13,7% | 84.504 | 13,9% |
| COMUNIDAD VALENCIANA | 96.018 | 8% | 49.272 | 8,0% | 46.746 | 7,7% |
| EXTREMADURA | 38.617 | 3% | 18.784 | 3,1% | 19.833 | 3,3% |
| GALICIA | 75.787 | 6% | 37.385 | 6,1% | 38.402 | 6,3% |
| ISLAS BALEARES | 24.647 | 2% | 12.386 | 2,0% | 12.261 | 2,0% |
| ISLAS CANARIAS | 90.906 | 7% | 44.604 | 7,2% | 46.302 | 7,6% |
| LA RIOJA | 4.398 | 0% | 2.274 | 0,4% | 2.124 | 0,3% |
| MELILLA | 3.202 | 0% | 1.459 | 0,2% | 1.743 | 0,3% |
| NAVARRA | 14.185 | 1% | 7.662 | 1,2% | 6.523 | 1,1% |
| PAÍS VASCO | 46.890 | 4% | 23.781 | 3,9% | 23.109 | 3,8% |
| PRINCIPADO DE ASTURIAS | 22.447 | 2% | 11.870 | 1,9% | 10.577 | 1,7% |
| REGIÓN DE MURCIA | 50.474 | 4% | 25.900 | 4,2% | 24.574 | 4,0% |
| TOTAL ESPAÑA | 1.224.240 | 100% | 615.790 | 100% | 608.450 | 100% |



DENEGACIONES

(Datos por CC.AA.)

| | Total | | Hombres | | Mujeres | |
|------------------------|---------------|-------------|---------------|-------------|---------------|-------------|
| | Número | %/total | Número | %/total | Número | %/total |
| ANDALUCÍA | 8.226 | 17% | 4.281 | 18,4% | 3.945 | 16,2% |
| ARAGÓN | 2.544 | 5% | 1.209 | 5,2% | 1.335 | 5,5% |
| CANTABRIA | 263 | 1% | 142 | 0,6% | 121 | 0,5% |
| CASTILLA LA MANCHA | 1.354 | 3% | 694 | 3,0% | 660 | 2,7% |
| CASTILLA Y LEÓN | 1.770 | 4% | 892 | 3,8% | 878 | 3,6% |
| CATALUÑA | 3.415 | 7% | 1.889 | 8,1% | 1.526 | 6,3% |
| CEUTA | 61 | 0% | 25 | 0,1% | 36 | 0,1% |
| COMUNIDAD DE MADRID | 9.761 | 21% | 4.841 | 20,8% | 4.920 | 20,2% |
| COMUNIDAD VALENCIANA | 2.079 | 4% | 1.065 | 4,6% | 1.014 | 4,2% |
| EXTREMADURA | 958 | 2% | 553 | 2,4% | 405 | 1,7% |
| GALICIA | 2.180 | 5% | 955 | 4,1% | 1.225 | 5,0% |
| ISLAS BALEARES | 740 | 2% | 354 | 1,5% | 386 | 1,6% |
| ISLAS CANARIAS | 2.193 | 5% | 936 | 4,0% | 1.257 | 5,2% |
| LA RIOJA | 144 | 0% | 75 | 0,3% | 69 | 0,3% |
| MELILLA | 60 | 0% | 34 | 0,1% | 26 | 0,1% |
| NAVARRA | 346 | 1% | 183 | 0,8% | 163 | 0,7% |
| PAÍS VASCO | 9.790 | 21% | 4.245 | 18,2% | 5.545 | 22,8% |
| PRINCIPADO DE ASTURIAS | 479 | 1% | 242 | 1,0% | 237 | 1,0% |
| REGIÓN DE MURCIA | 1.234 | 3% | 667 | 2,9% | 567 | 2,3% |
| TOTAL ESPAÑA | 47.597 | 100% | 23.282 | 100% | 24.315 | 100% |



Datos del Sistema Nacional de Garantía Juvenil

Modelo estadístico acordado en la Comisión Delegada de Seguimiento y Evaluación del Sistema Nacional de Garantía Juvenil

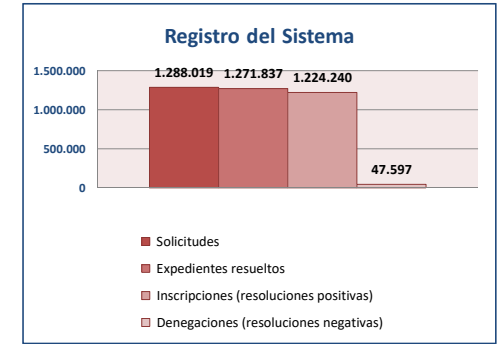
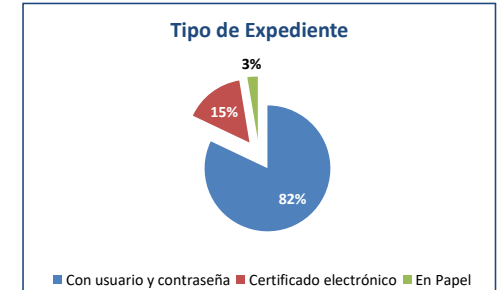
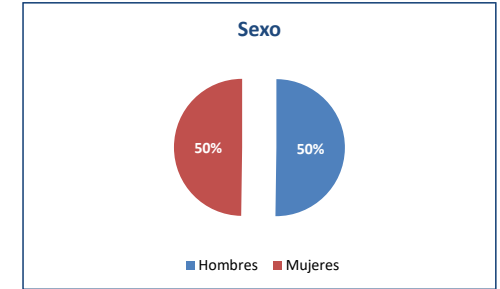
SISTEMA NACIONAL DE GARANTÍA JUVENIL

Datos a 31 de julio de 2018



ESTADOS (TOTAL POR CC.AA, PROVINCIAS Y SEXO)

| | Solicitudes | | | Expedientes resueltos | | | Inscripciones | | | Denegaciones | | |
|-------------------------------|------------------|----------------|----------------|-----------------------|----------------|----------------|------------------|----------------|----------------|---------------|---------------|---------------|
| | TOTAL | Hombres | Mujeres | TOTAL | Hombres | Mujeres | TOTAL | Hombres | Mujeres | TOTAL | Hombres | Mujeres |
| ANDALUCÍA | 318.370 | 155.182 | 163.188 | 315.663 | 153.875 | 161.788 | 307.437 | 149.594 | 157.843 | 8.226 | 4.281 | 3.945 |
| ALMERÍA | 21.060 | 10.234 | 10.826 | 20.616 | 10.016 | 10.600 | 19.980 | 9.719 | 10.261 | 636 | 297 | 339 |
| CADIZ | 52.563 | 25.819 | 26.744 | 52.240 | 25.672 | 26.568 | 51.332 | 25.217 | 26.115 | 908 | 455 | 453 |
| CORDOBA | 36.006 | 17.240 | 18.766 | 35.804 | 17.148 | 18.656 | 34.987 | 16.693 | 18.294 | 817 | 455 | 362 |
| GRANADA | 37.943 | 18.517 | 19.426 | 37.555 | 18.330 | 19.225 | 36.516 | 17.787 | 18.729 | 1.039 | 543 | 496 |
| HUELVA | 19.324 | 9.591 | 9.733 | 19.206 | 9.539 | 9.667 | 18.649 | 9.242 | 9.407 | 557 | 297 | 260 |
| JAÉN | 30.590 | 14.518 | 16.072 | 30.425 | 14.435 | 15.990 | 29.372 | 13.872 | 15.500 | 1.053 | 563 | 490 |
| MÁLAGA | 47.493 | 23.584 | 23.909 | 46.934 | 23.317 | 23.617 | 45.648 | 22.653 | 22.995 | 1.286 | 664 | 622 |
| SEVILLA | 73.391 | 35.679 | 37.712 | 72.883 | 35.418 | 37.465 | 70.953 | 34.411 | 36.542 | 1.930 | 1.007 | 923 |
| ARAGÓN | 33.568 | 17.011 | 16.557 | 33.075 | 16.733 | 16.342 | 30.531 | 15.524 | 15.007 | 2.544 | 1.209 | 1.335 |
| HUESCA | 4.961 | 2.532 | 2.429 | 4.899 | 2.493 | 2.406 | 4.534 | 2.343 | 2.191 | 365 | 150 | 215 |
| TERUEL | 3.549 | 1.762 | 1.787 | 3.514 | 1.740 | 1.774 | 3.252 | 1.647 | 1.605 | 262 | 93 | 169 |
| ZARAGOZA | 25.058 | 12.717 | 12.341 | 24.662 | 12.500 | 12.162 | 22.745 | 11.534 | 11.211 | 1.917 | 966 | 951 |
| CANTABRIA | 12.309 | 6.425 | 5.884 | 12.176 | 6.344 | 5.832 | 11.913 | 6.202 | 5.711 | 263 | 142 | 121 |
| CASTILLA LA MANCHA | 54.895 | 26.898 | 27.997 | 54.380 | 26.657 | 27.723 | 53.026 | 25.963 | 27.063 | 1.354 | 694 | 660 |
| ALBACETE | 10.468 | 5.150 | 5.318 | 10.373 | 5.112 | 5.261 | 10.109 | 4.976 | 5.133 | 264 | 136 | 128 |
| CIUDAD REAL | 16.365 | 7.682 | 8.683 | 16.241 | 7.632 | 8.609 | 15.848 | 7.432 | 8.416 | 393 | 200 | 193 |
| CUENCA | 4.460 | 2.220 | 2.240 | 4.392 | 2.186 | 2.206 | 4.261 | 2.128 | 2.133 | 131 | 58 | 73 |
| GUADALAJARA | 5.623 | 2.736 | 2.887 | 5.558 | 2.707 | 2.851 | 5.375 | 2.606 | 2.769 | 183 | 101 | 82 |
| TOLEDO | 17.979 | 9.110 | 8.869 | 17.816 | 9.020 | 8.796 | 17.433 | 8.821 | 8.612 | 383 | 199 | 184 |
| CASTILLA Y LEÓN | 63.451 | 32.453 | 30.998 | 62.857 | 32.143 | 30.714 | 61.087 | 31.251 | 29.836 | 1.770 | 892 | 878 |
| ÁVILA | 3.209 | 1.621 | 1.588 | 3.181 | 1.603 | 1.578 | 3.078 | 1.545 | 1.533 | 103 | 58 | 45 |
| BURGOS | 9.381 | 4.679 | 4.702 | 9.269 | 4.616 | 4.653 | 9.028 | 4.491 | 4.537 | 241 | 125 | 116 |
| LEÓN | 11.403 | 6.016 | 5.387 | 11.298 | 5.963 | 5.335 | 10.977 | 5.818 | 5.159 | 321 | 145 | 176 |
| PALENCIA | 5.435 | 2.766 | 2.669 | 5.394 | 2.746 | 2.648 | 5.280 | 2.689 | 2.591 | 114 | 57 | 57 |
| SALAMANCA | 9.667 | 4.739 | 4.928 | 9.600 | 4.713 | 4.887 | 9.369 | 4.600 | 4.769 | 231 | 113 | 118 |
| SEGOVIA | 3.581 | 1.884 | 1.697 | 3.523 | 1.853 | 1.670 | 3.415 | 1.791 | 1.624 | 108 | 62 | 46 |
| SORIA | 2.348 | 1.254 | 1.094 | 2.310 | 1.232 | 1.078 | 2.266 | 1.209 | 1.057 | 44 | 23 | 21 |
| VALLADOLID | 13.987 | 7.230 | 6.757 | 13.874 | 7.168 | 6.706 | 13.401 | 6.922 | 6.479 | 473 | 246 | 227 |
| ZAMORA | 4.440 | 2.264 | 2.176 | 4.408 | 2.249 | 2.159 | 4.273 | 2.186 | 2.087 | 135 | 63 | 72 |
| CATALUÑA | 127.988 | 70.180 | 57.808 | 125.070 | 68.506 | 56.564 | 121.655 | 66.617 | 55.038 | 3.415 | 1.889 | 1.526 |
| BARCELONA | 86.700 | 47.977 | 38.723 | 84.824 | 46.915 | 37.909 | 82.534 | 45.615 | 36.919 | 2.290 | 1.300 | 990 |
| GIJÓN | 15.787 | 8.557 | 7.230 | 15.339 | 8.288 | 7.051 | 14.910 | 8.061 | 6.849 | 429 | 227 | 202 |
| LLEIDA | 8.220 | 4.442 | 3.778 | 8.008 | 4.315 | 3.693 | 7.781 | 4.180 | 3.601 | 227 | 135 | 92 |
| TARRAGONA | 17.281 | 9.204 | 8.077 | 16.899 | 8.888 | 7.911 | 16.430 | 8.761 | 7.669 | 469 | 227 | 242 |
| CEUTA | 2.445 | 1.147 | 1.298 | 2.429 | 1.139 | 1.290 | 2.368 | 1.114 | 1.254 | 61 | 25 | 36 |
| COMUNIDAD DE MADRID | 181.889 | 90.671 | 91.218 | 178.413 | 88.989 | 89.424 | 168.652 | 84.148 | 84.504 | 9.761 | 4.841 | 4.920 |
| COMUNIDAD VALENCIANA | 99.359 | 50.979 | 48.380 | 98.097 | 50.337 | 47.760 | 96.018 | 49.272 | 46.746 | 2.079 | 1.065 | 1.014 |
| ALICANTE | 35.569 | 18.513 | 17.056 | 35.097 | 18.262 | 16.835 | 34.457 | 17.928 | 16.529 | 640 | 334 | 306 |
| CASTELLÓN | 12.151 | 6.261 | 5.890 | 11.953 | 6.159 | 5.794 | 11.662 | 6.002 | 5.660 | 291 | 157 | 134 |
| VALENCIA | 51.639 | 26.205 | 25.434 | 51.047 | 25.916 | 25.131 | 49.899 | 25.342 | 24.557 | 1.148 | 574 | 574 |
| EXTREMADURA | 39.849 | 19.469 | 20.380 | 39.575 | 19.337 | 20.238 | 38.617 | 18.784 | 19.833 | 958 | 553 | 405 |
| BADAJOS | 26.103 | 12.568 | 13.535 | 25.951 | 12.489 | 13.462 | 25.300 | 12.112 | 13.188 | 651 | 377 | 274 |
| CÁCERES | 13.746 | 6.901 | 6.845 | 13.624 | 6.848 | 6.776 | 13.317 | 6.672 | 6.645 | 307 | 176 | 131 |
| GALICIA | 78.811 | 38.723 | 40.088 | 77.967 | 38.340 | 39.627 | 75.787 | 37.385 | 38.402 | 2.180 | 955 | 1.225 |
| A CORUÑA | 30.182 | 14.669 | 15.513 | 29.857 | 14.530 | 15.327 | 29.047 | 14.174 | 14.873 | 810 | 356 | 454 |
| LUGO | 9.182 | 4.516 | 4.666 | 9.079 | 4.467 | 4.612 | 8.837 | 4.362 | 4.475 | 242 | 105 | 137 |
| OURENSE | 9.081 | 4.559 | 4.522 | 8.975 | 4.504 | 4.471 | 8.739 | 4.396 | 4.343 | 236 | 108 | 128 |
| PONTEVEDRA | 30.366 | 14.979 | 15.387 | 30.056 | 14.839 | 15.217 | 29.164 | 14.453 | 14.711 | 892 | 386 | 506 |
| ISLAS BALEARES | 25.783 | 12.943 | 12.840 | 25.387 | 12.740 | 12.647 | 24.647 | 12.386 | 12.261 | 740 | 354 | 386 |
| ISLAS CANARIAS | 93.900 | 45.927 | 47.973 | 93.099 | 45.540 | 47.559 | 90.906 | 44.604 | 46.302 | 2.193 | 936 | 1.257 |
| LAS PALMAS | 50.749 | 24.788 | 25.961 | 50.339 | 24.584 | 25.755 | 49.072 | 24.037 | 25.035 | 1.267 | 547 | 720 |
| SANTA CRUZ TENERIFE | 43.151 | 21.139 | 22.012 | 42.760 | 20.956 | 21.804 | 41.834 | 20.567 | 21.267 | 926 | 389 | 537 |
| LA RIOJA | 4.610 | 2.384 | 2.226 | 4.542 | 2.349 | 2.193 | 4.398 | 2.274 | 2.124 | 144 | 75 | 69 |
| MELILLA | 3.309 | 1.516 | 1.793 | 3.262 | 1.493 | 1.769 | 3.202 | 1.459 | 1.743 | 60 | 34 | 26 |
| NAVARRA | 14.764 | 7.965 | 6.799 | 14.531 | 7.845 | 6.686 | 14.185 | 7.662 | 6.523 | 346 | 183 | 163 |
| PAÍS VASCO | 57.121 | 28.271 | 28.850 | 56.680 | 28.026 | 28.654 | 46.890 | 23.781 | 23.109 | 9.790 | 4.245 | 5.545 |
| ÁLAVA | 8.515 | 4.068 | 4.447 | 8.425 | 4.012 | 4.413 | 6.977 | 3.461 | 3.516 | 1.448 | 551 | 897 |
| GIPUZKOA | 30.143 | 15.197 | 14.946 | 29.914 | 15.067 | 14.847 | 24.963 | 12.835 | 12.128 | 4.951 | 2.232 | 2.719 |
| BIZKAIA | 18.463 | 9.006 | 9.457 | 18.341 | 8.947 | 9.394 | 14.950 | 7.485 | 7.465 | 3.391 | 1.462 | 1.929 |
| PRINCIPADO DE ASTURIAS | 23.258 | 12.291 | 10.967 | 22.926 | 12.112 | 10.814 | 22.447 | 11.870 | 10.577 | 479 | 242 | 237 |
| REGIÓN DE MURCIA | 52.340 | 26.919 | 25.421 | 51.708 | 26.567 | 25.141 | 50.474 | 25.900 | 24.574 | 1.234 | 667 | 567 |
| TOTAL ESPAÑA | 1.288.019 | 647.354 | 640.665 | 1.271.837 | 639.072 | 632.765 | 1.224.240 | 615.790 | 608.450 | 47.597 | 23.282 | 24.315 |



SISTEMA NACIONAL DE GARANTÍA JUVENIL

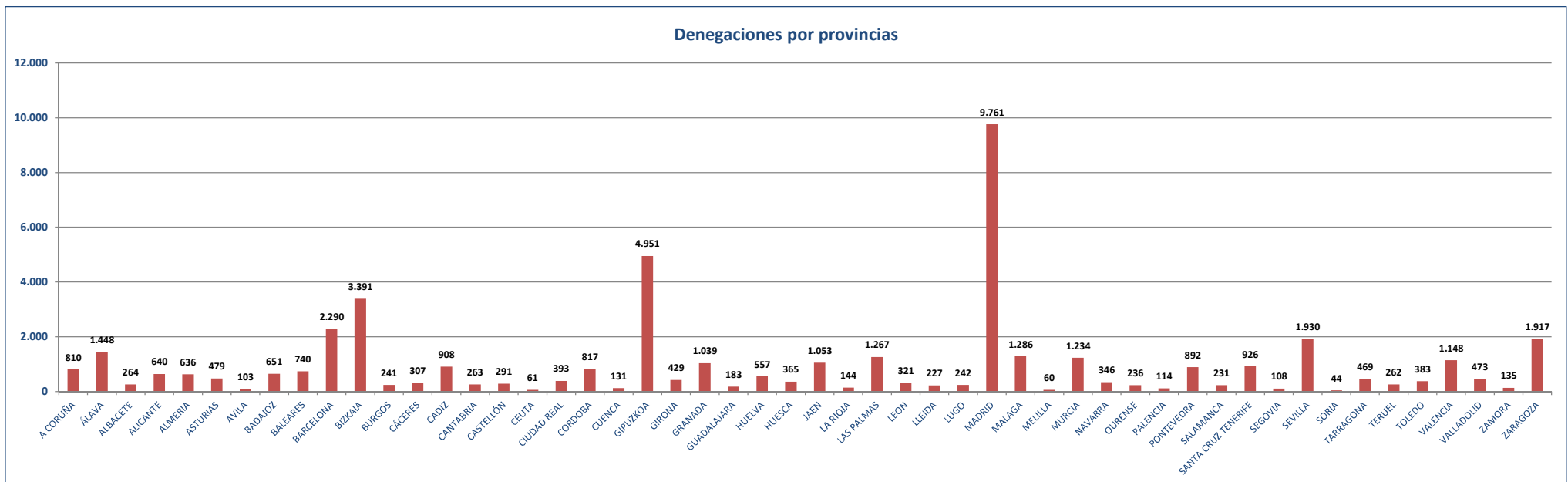
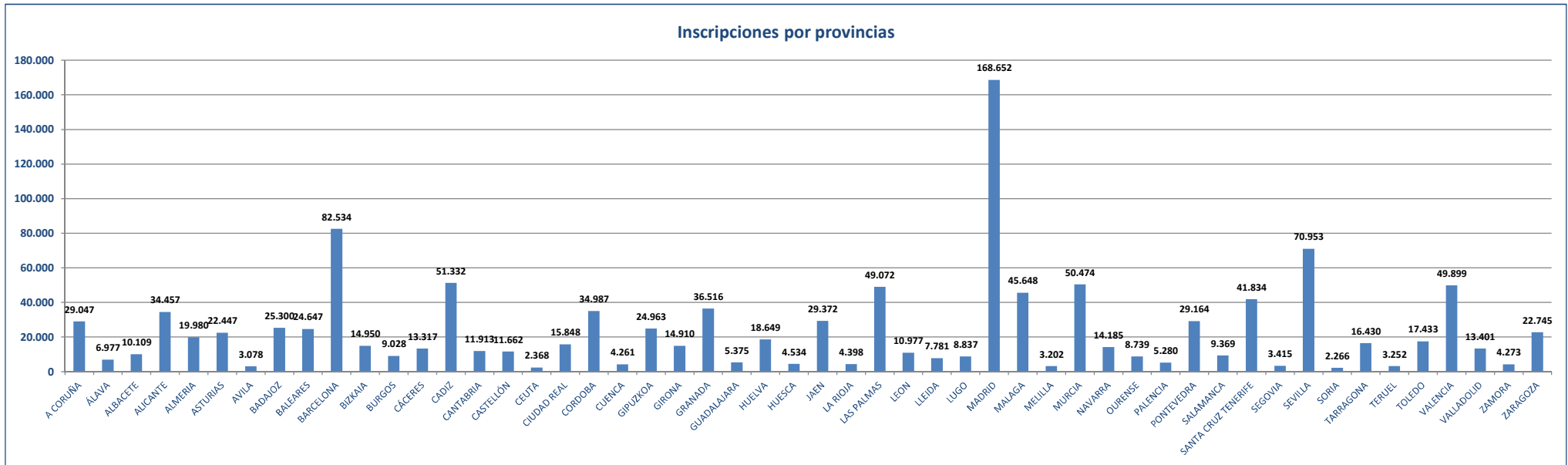
Datos a 31 de julio de 2018



ESTADOS (TOTAL POR CC.AA, PROVINCIAS Y TIPO DE EXPEDIENTE)

| | Solicitudes | | | | Expedientes resueltos | | | | Inscripciones | | | | Denegaciones | | | |
|-----------------------------|----------------|----------------|----------------|---------------|-----------------------|----------------|---------------|---------------|----------------|----------------|---------------|--------------|--------------|--------------|--------------|--------------|
| | TOTAL | Contraseña | Certificado | En Papel | TOTAL | Contraseña | Certificado | En Papel | TOTAL | Contraseña | Certificado | En Papel | TOTAL | Contraseña | Certificado | En Papel |
| ANDALUCÍA | 318.370 | 216.690 | 100.312 | 1.368 | 315.663 | 214.873 | 99.432 | 1.358 | 307.437 | 210.519 | 95.882 | 1.036 | 8.226 | 4.354 | 3.550 | 322 |
| ALMERÍA | 21.060 | 12.762 | 8.241 | 57 | 20.616 | 12.514 | 8.047 | 55 | 19.980 | 12.218 | 7.719 | 43 | 636 | 296 | 328 | 12 |
| CADIZ | 52.563 | 39.099 | 13.291 | 173 | 52.240 | 38.848 | 13.224 | 168 | 51.332 | 38.352 | 12.864 | 116 | 908 | 496 | 360 | 52 |
| CÓRDOBA | 36.006 | 22.428 | 13.471 | 107 | 35.804 | 22.287 | 13.410 | 107 | 34.987 | 21.923 | 12.998 | 66 | 817 | 364 | 412 | 31 |
| GRANADA | 37.943 | 22.734 | 15.131 | 78 | 37.555 | 22.511 | 14.966 | 78 | 36.516 | 22.027 | 14.448 | 41 | 1.039 | 484 | 518 | 47 |
| HUELVA | 19.324 | 8.412 | 10.805 | 107 | 19.206 | 8.370 | 10.730 | 106 | 18.649 | 8.187 | 10.371 | 91 | 557 | 183 | 359 | 15 |
| JAÉN | 30.590 | 19.523 | 10.953 | 114 | 30.425 | 19.408 | 10.903 | 114 | 29.372 | 18.867 | 10.422 | 83 | 1.053 | 541 | 481 | 31 |
| MÁLAGA | 47.493 | 37.237 | 9.950 | 306 | 46.934 | 36.821 | 9.807 | 306 | 45.648 | 35.974 | 9.413 | 261 | 1.286 | 847 | 394 | 45 |
| SEVILLA | 73.391 | 54.495 | 18.470 | 426 | 72.883 | 54.114 | 18.345 | 424 | 70.953 | 52.971 | 17.647 | 335 | 1.930 | 1.143 | 698 | 89 |
| ARAGÓN | 33.568 | 29.276 | 2.126 | 2.166 | 33.075 | 28.846 | 2.063 | 2.166 | 30.531 | 28.438 | 2.008 | 85 | 2.544 | 408 | 55 | 2.081 |
| HUESCA | 4.961 | 4.021 | 629 | 311 | 4.899 | 3.979 | 609 | 311 | 4.534 | 3.927 | 595 | 12 | 365 | 52 | 14 | 299 |
| TERUEL | 3.549 | 2.767 | 548 | 234 | 3.514 | 2.751 | 529 | 234 | 3.252 | 2.722 | 518 | 12 | 262 | 29 | 11 | 222 |
| ZARAGOZA | 25.058 | 22.488 | 949 | 1.621 | 24.662 | 22.116 | 925 | 1.621 | 22.745 | 21.789 | 895 | 61 | 1.917 | 327 | 30 | 1.560 |
| CANTABRIA | 12.309 | 11.515 | 665 | 129 | 12.176 | 11.399 | 648 | 129 | 11.913 | 11.278 | 619 | 16 | 263 | 121 | 29 | 113 |
| CASTILLA LA MANCHA | 54.895 | 46.495 | 6.989 | 1.411 | 54.380 | 46.081 | 6.893 | 1.406 | 53.026 | 45.278 | 6.647 | 1.101 | 1.354 | 803 | 246 | 305 |
| ALBACETE | 10.468 | 9.197 | 1.044 | 227 | 10.373 | 9.114 | 1.033 | 226 | 10.109 | 8.936 | 984 | 189 | 264 | 178 | 49 | 37 |
| CIUDAD REAL | 16.365 | 13.788 | 2.243 | 334 | 16.241 | 13.697 | 2.211 | 333 | 15.848 | 13.462 | 2.118 | 268 | 393 | 235 | 93 | 65 |
| CUENCA | 4.460 | 3.603 | 744 | 113 | 4.392 | 3.554 | 725 | 113 | 4.261 | 3.472 | 695 | 89 | 131 | 77 | 30 | 24 |
| GUADALAJARA | 5.623 | 4.840 | 544 | 239 | 5.558 | 4.781 | 538 | 239 | 5.375 | 4.682 | 526 | 157 | 183 | 89 | 12 | 82 |
| TOLEDO | 17.979 | 15.067 | 2.414 | 498 | 17.816 | 14.935 | 2.386 | 495 | 17.438 | 14.711 | 2.324 | 398 | 388 | 224 | 62 | 97 |
| CASTILLA Y LEÓN | 63.451 | 52.788 | 8.348 | 2.315 | 62.857 | 52.339 | 8.211 | 2.307 | 61.087 | 51.526 | 7.902 | 1.659 | 1.770 | 813 | 309 | 648 |
| ÁVILA | 3.209 | 2.573 | 483 | 153 | 3.181 | 2.553 | 476 | 152 | 3.078 | 2.507 | 457 | 114 | 103 | 46 | 19 | 38 |
| BURGOS | 9.381 | 8.013 | 1.168 | 200 | 9.269 | 7.988 | 1.132 | 199 | 9.028 | 7.810 | 1.096 | 122 | 241 | 128 | 36 | 77 |
| LEÓN | 11.403 | 9.455 | 1.539 | 409 | 11.298 | 9.378 | 1.511 | 409 | 10.977 | 9.239 | 1.444 | 294 | 321 | 139 | 67 | 115 |
| PALENCIA | 5.435 | 4.408 | 758 | 269 | 5.394 | 4.377 | 750 | 267 | 5.280 | 4.327 | 727 | 226 | 114 | 50 | 23 | 41 |
| SALAMANCA | 9.667 | 8.054 | 1.253 | 360 | 9.600 | 8.004 | 1.240 | 356 | 9.369 | 7.914 | 1.180 | 275 | 231 | 90 | 60 | 81 |
| SEGOVIA | 3.581 | 3.246 | 235 | 100 | 3.523 | 3.198 | 225 | 100 | 3.415 | 3.139 | 213 | 63 | 108 | 59 | 12 | 37 |
| SORIA | 2.348 | 2.101 | 216 | 31 | 2.310 | 2.066 | 213 | 31 | 2.266 | 2.036 | 206 | 24 | 44 | 30 | 7 | 7 |
| VALLADOLID | 13.987 | 11.235 | 2.112 | 640 | 13.874 | 11.146 | 2.088 | 640 | 13.401 | 10.933 | 2.023 | 445 | 473 | 213 | 65 | 195 |
| ZAMORA | 4.440 | 3.703 | 584 | 153 | 4.408 | 3.679 | 576 | 153 | 4.273 | 3.621 | 556 | 96 | 135 | 58 | 20 | 57 |
| CATALUNYA | 127.988 | 112.963 | 13.136 | 1.889 | 125.070 | 110.361 | 12.825 | 1.884 | 121.655 | 107.867 | 12.322 | 1.466 | 3.415 | 2.494 | 503 | 418 |
| BARCELONA | 86.700 | 76.869 | 8.537 | 1.294 | 84.824 | 75.202 | 8.330 | 1.292 | 82.534 | 73.538 | 7.989 | 1.007 | 2.290 | 1.664 | 341 | 285 |
| GIRONA | 15.787 | 14.374 | 1.183 | 228 | 15.339 | 13.959 | 1.152 | 228 | 14.910 | 13.637 | 1.108 | 165 | 429 | 322 | 44 | 63 |
| LLEIDA | 8.220 | 6.630 | 1.463 | 127 | 8.008 | 6.430 | 1.452 | 126 | 7.781 | 6.276 | 1.405 | 100 | 227 | 154 | 47 | 26 |
| TARRAGONA | 17.281 | 15.090 | 1.953 | 238 | 16.899 | 14.770 | 1.891 | 238 | 16.430 | 14.416 | 1.820 | 194 | 469 | 354 | 71 | 44 |
| CEUTA | 2.445 | 1.966 | 472 | 7 | 2.429 | 1.951 | 471 | 7 | 2.368 | 1.909 | 454 | 5 | 61 | 42 | 17 | 2 |
| COMUNIDAD DE MADRID | 181.889 | 160.923 | 9.736 | 11.230 | 178.413 | 157.836 | 9.361 | 11.216 | 168.652 | 155.642 | 8.866 | 4.144 | 9.761 | 2.194 | 495 | 7.072 |
| COMUNIDAD VALENCIANA | 99.359 | 84.169 | 14.476 | 714 | 98.097 | 83.161 | 14.223 | 713 | 96.018 | 81.932 | 13.717 | 369 | 2.079 | 1.229 | 506 | 344 |
| ALICANTE | 35.569 | 30.956 | 4.448 | 167 | 35.097 | 30.560 | 4.370 | 167 | 34.457 | 30.156 | 4.226 | 75 | 640 | 404 | 144 | 92 |
| CASTELLÓN | 12.151 | 10.147 | 1.881 | 123 | 11.953 | 9.987 | 1.843 | 123 | 11.662 | 9.838 | 1.757 | 70 | 291 | 152 | 86 | 53 |
| VALENCIA | 51.639 | 43.066 | 8.149 | 424 | 51.047 | 42.614 | 8.010 | 423 | 49.899 | 41.941 | 7.734 | 224 | 1.148 | 673 | 276 | 199 |
| EXTREMADURA | 39.849 | 33.951 | 5.360 | 538 | 39.575 | 33.714 | 5.323 | 538 | 38.617 | 33.158 | 5.186 | 273 | 958 | 556 | 137 | 265 |
| BADAJOS | 26.103 | 21.372 | 4.363 | 368 | 25.951 | 21.240 | 4.343 | 368 | 25.300 | 20.856 | 4.238 | 206 | 651 | 384 | 105 | 162 |
| CÁCERES | 13.746 | 12.579 | 997 | 170 | 13.624 | 12.474 | 980 | 170 | 13.317 | 12.302 | 948 | 67 | 307 | 172 | 32 | 103 |
| GALICIA | 78.811 | 71.776 | 5.788 | 1.247 | 77.967 | 71.056 | 5.664 | 1.247 | 75.787 | 70.044 | 5.484 | 259 | 2.180 | 1.012 | 180 | 988 |
| A CORUÑA | 30.182 | 27.956 | 1.757 | 469 | 29.857 | 27.682 | 1.706 | 469 | 29.047 | 27.287 | 1.653 | 107 | 810 | 395 | 53 | 362 |
| LUGO | 9.182 | 8.395 | 643 | 144 | 9.079 | 8.301 | 634 | 144 | 8.837 | 8.186 | 612 | 97 | 242 | 115 | 22 | 105 |
| OURENSE | 9.081 | 8.502 | 436 | 143 | 8.975 | 8.406 | 426 | 143 | 8.739 | 8.294 | 411 | 34 | 236 | 112 | 15 | 109 |
| PONTEVEDRA | 30.366 | 26.923 | 2.952 | 491 | 30.056 | 26.667 | 2.898 | 491 | 29.164 | 26.277 | 2.808 | 79 | 892 | 390 | 90 | 412 |
| ISLAS BALEARES | 25.783 | 23.811 | 1.170 | 802 | 25.387 | 23.440 | 1.146 | 801 | 24.647 | 23.079 | 1.123 | 445 | 740 | 361 | 23 | 356 |
| ISLAS CANARIAS | 93.900 | 80.949 | 9.619 | 3.332 | 93.099 | 80.279 | 9.488 | 3.332 | 90.906 | 78.628 | 9.252 | 3.026 | 2.193 | 1.651 | 236 | 306 |
| LAS PALMAS | 50.749 | 43.704 | 5.335 | 1.710 | 50.339 | 43.367 | 5.262 | 1.710 | 49.072 | 42.403 | 5.125 | 1.544 | 1.267 | 964 | 137 | 166 |
| SANTA CRUZ TENERIFE | 43.151 | 37.245 | 4.284 | 1.622 | 42.760 | 36.912 | 4.226 | 1.622 | 41.834 | 36.225 | 4.127 | 1.482 | 926 | 687 | 99 | 140 |
| LA RIOJA | 4.610 | 4.000 | 578 | 32 | 4.542 | 3.943 | 567 | 32 | 4.398 | 3.854 | 535 | 9 | 144 | 89 | 32 | 23 |
| MELILLA | 3.309 | 1.375 | 1.880 | 54 | 3.262 | 1.353 | 1.855 | 54 | 3.202 | 1.351 | 1.808 | 43 | 60 | 2 | 47 | 11 |
| NAVARRA | 14.764 | 13.513 | 1.089 | 162 | 14.531 | 13.300 | 1.069 | 162 | 14.185 | 13.086 | 1.018 | 81 | 346 | 214 | 51 | 81 |
| PAÍS VASCO | 57.121 | 45.672 | 5.726 | 5.723 | 56.680 | 45.362 | 5.598 | 5.720 | 46.890 | 40.887 | 5.379 | 624 | 9.790 | 4.475 | 219 | 5.096 |
| ÁLAVA | 8.515 | 6.765 | 999 | 751 | 8.425 | 6.693 | 982 | 750 | 8.177 | 6.560 | 952 | 65 | 1.448 | 733 | 30 | 685 |
| GIPUZKOA | 30.143 | 23.714 | 3.425 | 3.004 | 29.914 | 23.569 | 3.342 | 3.003 | 24.963 | 21.407 | 3.187 | 369 | 4.951 | 2.162 | 155 | 2.634 |
| BIZKAIA | 18.463 | 15.193 | 1.302 | 1.968 | 18.341 | | | | | | | | | | | |

INSCRIPCIONES Y DENEGACIONES POR PROVINCIAS



SISTEMA NACIONAL DE GARANTÍA JUVENIL

Datos a 31 de julio de 2018



ESTADOS (HOMBRES POR CC.AA, PROVINCIAS Y TIPO DE EXPEDIENTE)

| | Solicitudes | | | | Expedientes resueltos | | | | Inscripciones | | | | Denegaciones | | | |
|-------------------------------|-------------|------------|-------------|----------|-----------------------|------------|-------------|----------|---------------|------------|-------------|----------|--------------|------------|-------------|----------|
| | TOTAL | Contraseña | Certificado | En Papel | TOTAL | Contraseña | Certificado | En Papel | TOTAL | Contraseña | Certificado | En Papel | TOTAL | Contraseña | Certificado | En Papel |
| ANDALUCÍA | 155.182 | 104.234 | 50.168 | 780 | 153.875 | 103.356 | 49.749 | 770 | 149.594 | 101.152 | 47.826 | 616 | 4.281 | 2.204 | 1.923 | 154 |
| ALMERÍA | 10.234 | 6.019 | 4.183 | 32 | 10.016 | 5.891 | 4.095 | 30 | 9.719 | 5.755 | 3.938 | 26 | 297 | 136 | 157 | 4 |
| CADIZ | 25.819 | 19.063 | 6.652 | 104 | 25.672 | 18.950 | 6.623 | 99 | 25.217 | 18.700 | 6.440 | 77 | 455 | 250 | 183 | 22 |
| CÓRDOBA | 17.240 | 10.658 | 6.525 | 57 | 17.148 | 10.598 | 6.493 | 57 | 16.693 | 10.406 | 6.252 | 35 | 455 | 192 | 241 | 22 |
| GRANADA | 18.517 | 10.943 | 7.534 | 40 | 18.330 | 10.830 | 7.460 | 40 | 17.787 | 10.591 | 7.174 | 22 | 543 | 239 | 286 | 18 |
| HUELVA | 9.591 | 4.091 | 5.437 | 63 | 9.539 | 4.074 | 5.403 | 62 | 9.242 | 3.982 | 5.207 | 53 | 297 | 92 | 196 | 9 |
| JAÉN | 14.518 | 9.094 | 5.362 | 62 | 14.435 | 9.037 | 5.336 | 62 | 13.872 | 8.751 | 5.074 | 47 | 563 | 286 | 262 | 15 |
| MÁLAGA | 23.584 | 18.199 | 5.202 | 183 | 23.317 | 18.009 | 5.125 | 183 | 22.653 | 17.584 | 4.906 | 163 | 664 | 425 | 219 | 20 |
| SEVILLA | 35.679 | 26.167 | 9.273 | 239 | 35.418 | 25.967 | 9.214 | 237 | 34.411 | 25.383 | 8.835 | 193 | 1.007 | 584 | 379 | 44 |
| ARAGÓN | 17.011 | 14.796 | 1.199 | 1.016 | 16.733 | 14.565 | 1.152 | 1.016 | 15.524 | 14.354 | 1.123 | 47 | 1.209 | 211 | 29 | 969 |
| HUESCA | 2.532 | 2.046 | 369 | 117 | 2.493 | 2.022 | 354 | 117 | 2.343 | 1.991 | 346 | 6 | 150 | 31 | 8 | 111 |
| TERUEL | 1.762 | 1.368 | 309 | 85 | 1.740 | 1.361 | 294 | 85 | 1.647 | 1.350 | 289 | 8 | 93 | 11 | 5 | 77 |
| ZARAGOZA | 12.717 | 11.382 | 521 | 814 | 12.500 | 11.182 | 504 | 814 | 11.534 | 11.013 | 488 | 33 | 966 | 169 | 161 | 781 |
| CANTABRIA | 6.425 | 6.014 | 339 | 72 | 6.344 | 5.942 | 330 | 72 | 6.202 | 5.877 | 316 | 9 | 142 | 65 | 14 | 63 |
| CASTILLA LA MANCHA | 26.898 | 22.593 | 3.580 | 725 | 26.657 | 22.401 | 3.534 | 722 | 25.963 | 22.020 | 3.397 | 546 | 694 | 381 | 137 | 176 |
| ALBACETE | 5.150 | 4.490 | 550 | 110 | 5.112 | 4.456 | 547 | 109 | 4.976 | 4.371 | 520 | 85 | 136 | 85 | 27 | 24 |
| CIUDAD REAL | 7.682 | 6.425 | 1.093 | 164 | 7.632 | 6.386 | 1.083 | 163 | 7.432 | 6.280 | 1.031 | 121 | 200 | 106 | 52 | 42 |
| CUENCA | 2.220 | 1.754 | 412 | 54 | 2.186 | 1.734 | 398 | 54 | 2.128 | 1.705 | 379 | 44 | 58 | 29 | 19 | 10 |
| GUADALAJARA | 2.736 | 2.342 | 260 | 134 | 2.707 | 2.316 | 257 | 134 | 2.606 | 2.272 | 250 | 84 | 101 | 44 | 7 | 50 |
| TOLEDO | 9.110 | 7.582 | 1.265 | 263 | 9.020 | 7.509 | 1.249 | 262 | 8.821 | 7.392 | 1.217 | 212 | 199 | 117 | 32 | 50 |
| CASTILLA Y LEÓN | 32.453 | 26.852 | 4.442 | 1.159 | 32.143 | 26.619 | 4.368 | 1.156 | 31.251 | 26.194 | 4.205 | 852 | 892 | 425 | 163 | 304 |
| ÁVILA | 1.621 | 1.281 | 260 | 80 | 1.603 | 1.269 | 255 | 79 | 1.545 | 1.240 | 248 | 57 | 58 | 29 | 7 | 22 |
| BURGOS | 4.679 | 3.981 | 586 | 112 | 4.616 | 3.939 | 566 | 111 | 4.491 | 3.872 | 547 | 67 | 125 | 62 | 19 | 44 |
| LEÓN | 6.016 | 5.015 | 805 | 196 | 5.963 | 4.973 | 794 | 196 | 5.818 | 4.907 | 767 | 144 | 145 | 66 | 27 | 52 |
| PALENCIA | 2.766 | 2.212 | 415 | 139 | 2.746 | 2.197 | 410 | 139 | 2.689 | 2.169 | 399 | 121 | 57 | 28 | 11 | 38 |
| SALAMANCA | 4.739 | 3.955 | 608 | 176 | 4.713 | 3.936 | 602 | 175 | 4.600 | 3.891 | 571 | 138 | 113 | 45 | 31 | 17 |
| SEGOVIA | 1.884 | 1.703 | 128 | 53 | 1.853 | 1.676 | 124 | 53 | 1.791 | 1.641 | 115 | 35 | 62 | 35 | 9 | 18 |
| SORIA | 1.254 | 1.118 | 118 | 18 | 1.232 | 1.097 | 117 | 18 | 1.209 | 1.081 | 114 | 14 | 23 | 16 | 3 | 4 |
| VALLADOLID | 7.230 | 5.696 | 1.221 | 313 | 7.168 | 5.650 | 1.205 | 313 | 6.922 | 5.534 | 1.164 | 224 | 246 | 116 | 41 | 89 |
| ZAMORA | 2.264 | 1.891 | 301 | 72 | 2.249 | 1.882 | 295 | 72 | 2.186 | 1.854 | 280 | 52 | 63 | 28 | 15 | 20 |
| CATALUÑA | 70.180 | 61.465 | 7.462 | 1.253 | 68.506 | 59.974 | 7.282 | 1.250 | 66.617 | 58.622 | 6.991 | 1.004 | 1.889 | 1.352 | 291 | 246 |
| BARCELONA | 47.977 | 42.124 | 5.000 | 853 | 46.915 | 41.178 | 4.885 | 852 | 45.615 | 40.247 | 4.684 | 684 | 1.300 | 931 | 201 | 168 |
| GIRONA | 8.557 | 7.745 | 666 | 146 | 8.288 | 7.498 | 645 | 145 | 8.061 | 7.331 | 625 | 105 | 227 | 167 | 20 | 40 |
| LLEIDA | 4.442 | 3.559 | 785 | 98 | 4.315 | 3.441 | 777 | 97 | 4.180 | 3.351 | 746 | 83 | 135 | 90 | 31 | 40 |
| TARRAGONA | 9.204 | 8.037 | 1.011 | 156 | 8.988 | 7.857 | 975 | 156 | 8.761 | 7.693 | 936 | 132 | 227 | 164 | 39 | 24 |
| CEUTA | 1.147 | 914 | 228 | 5 | 1.139 | 907 | 227 | 5 | 1.114 | 888 | 223 | 3 | 25 | 19 | 4 | 2 |
| COMUNIDAD DE MADRID | 90.671 | 79.583 | 5.141 | 5.947 | 88.989 | 78.128 | 4.926 | 5.935 | 84.148 | 77.100 | 4.666 | 2.382 | 4.841 | 1.028 | 260 | 3.553 |
| COMUNIDAD VALENCIANA | 50.979 | 42.885 | 7.706 | 388 | 50.337 | 42.368 | 7.582 | 387 | 49.272 | 41.758 | 7.298 | 216 | 1.065 | 610 | 284 | 171 |
| ALICANTE | 18.513 | 15.991 | 2.438 | 84 | 18.262 | 15.777 | 2.401 | 84 | 17.928 | 15.570 | 2.317 | 41 | 334 | 207 | 84 | 43 |
| CASTELLÓN | 6.261 | 5.160 | 1.031 | 70 | 6.159 | 5.078 | 1.011 | 70 | 6.002 | 5.005 | 958 | 39 | 157 | 73 | 53 | 31 |
| VALENCIA | 26.205 | 21.734 | 4.237 | 234 | 25.916 | 21.513 | 4.170 | 233 | 25.342 | 21.183 | 4.023 | 136 | 574 | 380 | 147 | 97 |
| EXTREMADURA | 19.469 | 16.450 | 2.707 | 312 | 19.337 | 16.332 | 2.693 | 312 | 18.784 | 15.997 | 2.623 | 164 | 553 | 335 | 70 | 148 |
| BADAJOS | 12.568 | 10.152 | 2.194 | 222 | 12.489 | 10.082 | 2.185 | 222 | 12.112 | 9.850 | 2.132 | 130 | 377 | 232 | 53 | 92 |
| CÁCERES | 6.901 | 6.298 | 513 | 90 | 6.848 | 6.250 | 508 | 90 | 6.672 | 6.147 | 491 | 34 | 176 | 103 | 17 | 56 |
| GALICIA | 38.723 | 35.312 | 2.868 | 543 | 38.340 | 34.991 | 2.806 | 543 | 37.385 | 34.533 | 2.718 | 134 | 955 | 458 | 88 | 409 |
| A CORUÑA | 14.669 | 13.608 | 858 | 203 | 14.530 | 13.494 | 833 | 203 | 14.174 | 13.312 | 811 | 51 | 356 | 182 | 22 | 152 |
| LUGO | 4.516 | 4.135 | 319 | 62 | 4.467 | 4.092 | 313 | 62 | 4.362 | 4.046 | 296 | 20 | 105 | 46 | 17 | 42 |
| OURENSE | 4.559 | 4.282 | 217 | 60 | 4.504 | 4.233 | 211 | 60 | 4.396 | 4.171 | 205 | 20 | 108 | 62 | 6 | 40 |
| PONTEVEDRA | 14.979 | 13.287 | 1.474 | 218 | 14.839 | 13.172 | 1.449 | 218 | 14.453 | 13.004 | 1.406 | 43 | 386 | 168 | 43 | 173 |
| ISLAS BALEARES | 12.943 | 11.897 | 639 | 407 | 12.740 | 11.707 | 626 | 407 | 12.386 | 11.543 | 613 | 230 | 354 | 164 | 13 | 177 |
| ISLAS CANARIAS | 45.927 | 39.417 | 4.853 | 1.657 | 45.540 | 39.100 | 4.783 | 1.657 | 44.604 | 38.408 | 4.669 | 1.527 | 936 | 692 | 114 | 130 |
| LAS PALMAS | 24.788 | 21.252 | 2.589 | 847 | 24.584 | 21.090 | 2.647 | 847 | 24.037 | 20.679 | 2.583 | 775 | 547 | 411 | 64 | 72 |
| SANTA CRUZ TENERIFE | 21.139 | 18.165 | 2.164 | 810 | 20.956 | 18.010 | 2.136 | 810 | 20.567 | 17.729 | 2.086 | 752 | 389 | 281 | 50 | 58 |
| LA RIOJA | 2.384 | 2.042 | 325 | 17 | 2.349 | 2.012 | 320 | 17 | 2.274 | 1.969 | 300 | 5 | 75 | 43 | 20 | 12 |
| MELILLA | 1.516 | 601 | 894 | 21 | 1.493 | 588 | 884 | 21 | 1.459 | 586 | 857 | 16 | 34 | 2 | 27 | 5 |
| NAVARRA | 7.965 | 7.273 | 611 | 81 | 7.845 | 7.162 | 602 | 81 | 7.662 | 7.044 | 577 | 41 | 183 | 118 | 25 | 40 |
| PAÍS VASCO | 28.271 | 22.642 | 3.154 | 2.475 | 28.026 | 22.477 | 3.075 | 2.474 | 23.781 | 20.499 | 2.960 | 322 | 4.245 | 1.978 | 115 | 2.152 |
| ÁLAVA | 4.068 | 3.235 | 542 | 291 | 4.012 | 3.190 | 532 | 290 | 3.461 | 2.914 | 518 | 29 | 551 | 276 | 14 | 261 |
| GIPUZKOA | 15.197 | 11.919 | 1.937 | 1.341 | 15.067 | 11.840 | 1.886 | 1.341 | 12.835 | 10.838 | 1.800 | 197 | 2.232 | 1.002 | 86 | 1.144 |
| BIZKAIA | 9.006 | 7.488 | 675 | 843 | 8.947 | 7.447 | 657 | 843 | 7.485 | 6.747 | 642 | 96 | 1.462 | 700 | 15 | 747 |
| PRINCIPADO DE ASTURIAS | 12.291 | 10.185 | 2.011 | 95 | 12.112 | 10.030 | 1.988 | 94 | 11.870 | 9.898 | 1.933 | 39 | 242 | 132 | 55 | 55 |
| REGIÓN DE MURCIA | 26.919 | 23.118 | 3.481 | 320 | 26.567 | 22.818 | 3.430 | 319 | 25.900 | 22.398 | 3.332 | 170 | 667 | 420 | 98 | 149 |
| TOTAL ESPAÑA | 647.354 | 528.273 | 101.808 | 17.273 | 639.072 | 521.477 | 100.357 | 17.238 | 615.790 | 510.840 | 96.627 | 8.323 | 23.282 | 10.637 | 3.730 | 8.915 |

Datos del Sistema Nacional de Garantía Juvenil

Modelo estadístico acordado en la Comisión Delegada de Seguimiento y Evaluación del Sistema Nacional de Garantía Juvenil

SISTEMA NACIONAL DE GARANTÍA JUVENIL

Datos a 31 de julio de 2018



ESTADOS (MUJERES POR CC.AA, PROVINCIAS Y TIPO DE EXPEDIENTE)

| | Solicitudes | | | | Expedientes resueltos | | | | Inscripciones | | | | Denegaciones | | | |
|-------------------------------|-------------|------------|-------------|----------|-----------------------|------------|-------------|----------|---------------|------------|-------------|----------|--------------|------------|-------------|----------|
| | TOTAL | Contraseña | Certificado | En Papel | TOTAL | Contraseña | Certificado | En Papel | TOTAL | Contraseña | Certificado | En Papel | TOTAL | Contraseña | Certificado | En Papel |
| ANDALUCÍA | 163.188 | 112.456 | 50.144 | 588 | 161.788 | 111.517 | 49.683 | 588 | 157.843 | 109.367 | 48.056 | 420 | 3.945 | 2.150 | 1.627 | 168 |
| ALMERÍA | 10.826 | 6.743 | 4.058 | 25 | 10.600 | 6.623 | 3.952 | 25 | 10.261 | 6.463 | 3.781 | 37 | 339 | 160 | 171 | 8 |
| CADIZ | 26.744 | 20.036 | 6.639 | 69 | 26.568 | 19.898 | 6.601 | 69 | 26.115 | 19.652 | 6.424 | 39 | 453 | 246 | 177 | 30 |
| CÓRDOBA | 18.766 | 11.770 | 6.946 | 50 | 18.656 | 11.689 | 6.917 | 50 | 18.294 | 11.517 | 6.746 | 31 | 362 | 172 | 171 | 19 |
| GRANADA | 19.426 | 11.791 | 7.597 | 38 | 19.225 | 11.681 | 7.506 | 38 | 18.729 | 11.436 | 7.274 | 19 | 496 | 245 | 232 | 19 |
| HUELVA | 9.733 | 4.321 | 5.368 | 44 | 9.667 | 4.296 | 5.327 | 44 | 9.407 | 4.205 | 5.164 | 38 | 260 | 91 | 163 | 6 |
| JAÉN | 16.072 | 10.429 | 5.591 | 52 | 15.990 | 10.371 | 5.567 | 52 | 15.500 | 10.116 | 5.348 | 36 | 490 | 255 | 219 | 16 |
| MÁLAGA | 23.909 | 19.038 | 4.748 | 123 | 23.617 | 18.812 | 4.682 | 123 | 22.995 | 18.390 | 4.507 | 98 | 622 | 422 | 175 | 25 |
| SEVILLA | 37.712 | 28.328 | 9.197 | 187 | 37.465 | 28.147 | 9.131 | 187 | 36.542 | 27.588 | 8.812 | 142 | 923 | 559 | 319 | 45 |
| ARAGÓN | 16.557 | 14.480 | 927 | 1.150 | 16.342 | 14.281 | 911 | 1.150 | 15.007 | 14.084 | 885 | 38 | 1.335 | 197 | 26 | 1.112 |
| HUESCA | 2.429 | 1.975 | 260 | 194 | 2.406 | 1.957 | 255 | 194 | 2.191 | 1.936 | 249 | 6 | 215 | 21 | 6 | 188 |
| TERUEL | 1.787 | 1.399 | 239 | 149 | 1.774 | 1.390 | 235 | 149 | 1.605 | 1.372 | 229 | 4 | 169 | 18 | 6 | 145 |
| ZARAGOZA | 12.341 | 11.106 | 428 | 807 | 12.162 | 10.934 | 421 | 807 | 11.211 | 10.776 | 407 | 28 | 951 | 158 | 14 | 779 |
| CANTABRIA | 5.884 | 5.501 | 326 | 57 | 5.832 | 5.457 | 318 | 57 | 5.711 | 5.401 | 303 | 7 | 121 | 56 | 15 | 50 |
| CASTILLA LA MANCHA | 27.997 | 23.902 | 3.409 | 686 | 27.723 | 23.680 | 3.359 | 684 | 27.063 | 23.258 | 3.250 | 555 | 660 | 422 | 109 | 129 |
| ALBACETE | 5.318 | 4.707 | 494 | 117 | 5.261 | 4.658 | 486 | 117 | 5.133 | 4.565 | 464 | 104 | 128 | 93 | 22 | 13 |
| CIUDAD REAL | 8.683 | 7.363 | 1.150 | 170 | 8.609 | 7.311 | 1.128 | 170 | 8.416 | 7.128 | 1.087 | 147 | 193 | 129 | 41 | 23 |
| CUENCA | 2.240 | 1.849 | 332 | 59 | 2.206 | 1.820 | 327 | 59 | 2.133 | 1.772 | 316 | 45 | 73 | 48 | 11 | 23 |
| GUADALAJARA | 2.887 | 2.498 | 284 | 105 | 2.851 | 2.465 | 281 | 105 | 2.769 | 2.420 | 276 | 73 | 82 | 45 | 5 | 14 |
| TOLEDO | 8.869 | 7.485 | 1.149 | 235 | 8.796 | 7.426 | 1.137 | 233 | 8.612 | 7.319 | 1.107 | 186 | 184 | 107 | 30 | 47 |
| CASTILLA Y LEÓN | 30.998 | 25.936 | 3.906 | 1.156 | 30.714 | 25.720 | 3.843 | 1.151 | 29.836 | 25.332 | 3.697 | 807 | 878 | 388 | 146 | 344 |
| ÁVILA | 1.588 | 1.292 | 223 | 73 | 1.578 | 1.284 | 221 | 73 | 1.533 | 1.267 | 209 | 17 | 45 | 12 | 12 | 16 |
| BURGOS | 4.702 | 4.032 | 582 | 88 | 4.653 | 3.999 | 566 | 88 | 4.537 | 3.933 | 549 | 55 | 116 | 66 | 17 | 33 |
| LEÓN | 5.387 | 4.440 | 734 | 213 | 5.335 | 4.405 | 717 | 213 | 5.159 | 4.332 | 677 | 150 | 176 | 73 | 40 | 63 |
| PALENCIA | 2.669 | 2.196 | 343 | 130 | 2.648 | 2.180 | 340 | 128 | 2.591 | 2.158 | 328 | 105 | 57 | 22 | 12 | 23 |
| SALAMANCA | 4.928 | 4.099 | 645 | 184 | 4.887 | 4.068 | 638 | 181 | 4.769 | 4.023 | 609 | 137 | 118 | 45 | 29 | 44 |
| SEGOVIA | 1.697 | 1.543 | 107 | 47 | 1.670 | 1.522 | 101 | 47 | 1.624 | 1.498 | 98 | 28 | 46 | 24 | 3 | 19 |
| SORIA | 1.094 | 983 | 98 | 13 | 1.078 | 969 | 96 | 13 | 1.057 | 955 | 92 | 10 | 21 | 14 | 4 | 3 |
| VALLADOLID | 6.757 | 5.539 | 891 | 327 | 6.706 | 5.496 | 883 | 327 | 6.479 | 5.399 | 859 | 221 | 227 | 97 | 24 | 106 |
| ZAMORA | 2.176 | 1.812 | 283 | 81 | 2.159 | 1.797 | 281 | 81 | 2.087 | 1.767 | 276 | 44 | 72 | 30 | 5 | 37 |
| CATALUÑA | 57.808 | 51.498 | 5.674 | 636 | 56.564 | 50.387 | 5.543 | 634 | 55.038 | 49.245 | 5.331 | 462 | 1.526 | 1.142 | 212 | 172 |
| BARCELONA | 38.723 | 34.745 | 3.537 | 441 | 37.909 | 34.024 | 3.445 | 440 | 36.919 | 33.291 | 3.305 | 323 | 990 | 733 | 140 | 117 |
| GIRONA | 7.230 | 6.629 | 517 | 84 | 7.051 | 6.461 | 507 | 83 | 6.849 | 6.306 | 483 | 60 | 202 | 155 | 24 | 23 |
| LLEIDA | 3.778 | 3.071 | 678 | 29 | 3.693 | 2.989 | 675 | 29 | 3.601 | 2.925 | 659 | 17 | 92 | 64 | 16 | 12 |
| TARRAGONA | 8.077 | 7.053 | 942 | 82 | 7.911 | 6.913 | 916 | 82 | 7.669 | 6.723 | 884 | 62 | 242 | 190 | 32 | 20 |
| CEUTA | 1.298 | 1.052 | 244 | 2 | 1.290 | 1.044 | 244 | 2 | 1.254 | 1.021 | 231 | 2 | 36 | 23 | 13 | 0 |
| COMUNIDAD DE MADRID | 91.218 | 81.340 | 4.595 | 5.283 | 89.424 | 79.708 | 4.435 | 5.281 | 84.504 | 78.542 | 4.200 | 1.762 | 4.920 | 1.166 | 235 | 3.519 |
| COMUNIDAD VALENCIANA | 48.380 | 41.284 | 6.770 | 326 | 47.760 | 40.793 | 6.641 | 326 | 46.746 | 40.174 | 6.419 | 153 | 1.014 | 619 | 222 | 173 |
| ALICANTE | 17.056 | 14.965 | 2.008 | 83 | 16.835 | 14.783 | 1.969 | 83 | 16.529 | 14.586 | 1.909 | 34 | 306 | 197 | 60 | 49 |
| CASTELLÓN | 5.890 | 4.987 | 850 | 53 | 5.794 | 4.909 | 832 | 53 | 5.650 | 4.830 | 799 | 31 | 134 | 78 | 33 | 22 |
| VALENCIA | 25.434 | 21.332 | 3.912 | 190 | 25.131 | 21.101 | 3.840 | 190 | 24.557 | 20.758 | 3.711 | 88 | 574 | 343 | 129 | 102 |
| EXTREMADURA | 20.380 | 17.501 | 2.653 | 226 | 20.238 | 17.382 | 2.630 | 226 | 19.833 | 17.161 | 2.563 | 109 | 405 | 221 | 67 | 117 |
| BADAJOS | 13.535 | 11.220 | 2.169 | 146 | 13.462 | 11.158 | 2.158 | 146 | 13.188 | 11.006 | 2.106 | 76 | 274 | 152 | 52 | 70 |
| CÁCERES | 6.845 | 6.281 | 484 | 80 | 6.776 | 6.224 | 472 | 80 | 6.645 | 6.155 | 457 | 33 | 131 | 69 | 15 | 47 |
| GALICIA | 40.088 | 36.464 | 2.920 | 704 | 39.627 | 36.065 | 2.858 | 704 | 38.402 | 35.511 | 2.766 | 125 | 1.225 | 554 | 92 | 579 |
| A CORUÑA | 15.513 | 14.348 | 899 | 266 | 15.327 | 14.188 | 873 | 266 | 14.873 | 13.975 | 842 | 56 | 454 | 213 | 31 | 210 |
| LUGO | 4.666 | 4.260 | 324 | 82 | 4.612 | 4.209 | 321 | 82 | 4.475 | 4.140 | 316 | 19 | 137 | 69 | 5 | 63 |
| OURENSE | 4.522 | 4.220 | 219 | 83 | 4.471 | 4.173 | 215 | 83 | 4.343 | 4.123 | 206 | 16 | 128 | 50 | 9 | 69 |
| PONTEVEDRA | 15.387 | 13.636 | 1.478 | 273 | 15.217 | 13.495 | 1.449 | 273 | 14.711 | 13.273 | 1.402 | 34 | 506 | 222 | 47 | 237 |
| ISLAS BALEARES | 12.840 | 11.914 | 531 | 395 | 12.647 | 11.733 | 520 | 394 | 12.261 | 11.536 | 510 | 215 | 386 | 197 | 10 | 179 |
| ISLAS CANARIAS | 47.973 | 41.532 | 4.766 | 1.675 | 47.559 | 41.179 | 4.705 | 1.675 | 46.302 | 40.220 | 4.583 | 1.499 | 1.257 | 959 | 122 | 176 |
| LAS PALMAS | 25.961 | 22.452 | 2.646 | 863 | 25.755 | 22.277 | 2.615 | 863 | 25.035 | 21.724 | 2.542 | 769 | 720 | 553 | 73 | 94 |
| SANTA CRUZ TENERIFE | 22.012 | 19.080 | 2.120 | 812 | 21.804 | 18.902 | 2.090 | 812 | 21.267 | 18.496 | 2.041 | 730 | 537 | 406 | 49 | 82 |
| LA RIOJA | 2.226 | 1.958 | 253 | 15 | 2.193 | 1.931 | 247 | 15 | 2.124 | 1.885 | 235 | 4 | 69 | 46 | 12 | 11 |
| MELILLA | 1.793 | 774 | 986 | 33 | 1.769 | 765 | 971 | 33 | 1.743 | 765 | 951 | 27 | 26 | 0 | 20 | 6 |
| NAVARRA | 6.799 | 6.240 | 478 | 81 | 6.686 | 6.138 | 467 | 81 | 6.523 | 6.042 | 441 | 40 | 163 | 96 | 26 | 41 |
| PAÍS VASCO | 28.850 | 23.030 | 2.572 | 3.248 | 28.654 | 22.885 | 2.523 | 3.246 | 23.109 | 20.388 | 2.419 | 302 | 5.545 | 2.497 | 104 | 2.944 |
| ÁLAVA | 4.447 | 3.530 | 457 | 460 | 4.413 | 3.503 | 450 | 460 | 3.516 | 3.046 | 434 | 36 | 897 | 457 | 16 | 424 |
| GIPUZKOA | 14.946 | 11.795 | 1.488 | 1.663 | 14.847 | 11.729 | 1.456 | 1.662 | 12.128 | 10.569 | 1.387 | 172 | 2.719 | 1.160 | 69 | 1.490 |
| BIZKAIA | 9.457 | 7.705 | 627 | 1.125 | 9.394 | 7.653 | 617 | 1.124 | 7.465 | 6.773 | 598 | 94 | 1.929 | 880 | 19 | 1.030 |
| PRINCIPADO DE ASTURIAS | 10.967 | 9.336 | 1.558 | 73 | 10.814 | 9.199 | 1.542 | 73 | 10.577 | 9.075 | 1.481 | 21 | 237 | 124 | 61 | 52 |
| REGIÓN DE MURCIA | 25.421 | 22.173 | 2.976 | 272 | 25.141 | 21.935 | 2.934 | 272 | 24.574 | 21.586 | 2.857 | 131 | 567 | 349 | 77 | 141 |
| TOTAL ESPAÑA | 640.665 | 528.371 | 95.688 | 16.606 | 632.765 | 521.799 | 94.374 | 16.592 | 608.450 | 510.593 | 91.178 | 6.679 | 24.315 | 11.206 | 3.196 | 9.913 |

Datos del Sistema Nacional de Garantía Juvenil
Modelo estadístico acordado en la Comisión Delegada de Seguimiento y Evaluación del Sistema Nacional de Garantía Juvenil