



GOBIERNO
DE ESPAÑA

MINISTERIO
DE EMPLEO
Y SEGURIDAD SOCIAL



UNIÓN EUROPEA
Fondo Social Europeo
El FSE invierte en tu futuro

Sistema Nacional de Garantía Juvenil

Fichero de Inscripción



Datos a 30 DE ABRIL DE 2018



SISTEMA NACIONAL DE GARANTÍA JUVENIL

Datos a 30 de abril de 2018



Proceso de Inscripción (TABLA GENERAL)

	ESPAÑA		
	Total	Hombres	Mujeres
Solicitudes	1.185.724	596.054	589.670
Con usuario y contraseña	961.242	480.494	480.748
Certificado electrónico	189.515	97.946	91.569
En Papel completas y correctas	34.967	17.614	17.353
Expedientes resueltos	1.169.854	587.828	582.026
Con usuario y contraseña	948.807	474.130	474.677
Certificado electrónico	186.631	96.415	90.216
En Papel	34.416	17.283	17.133
% de expedientes resueltos	99%	99%	99%
Inscripciones (resoluciones positivas)	1.125.461	566.074	559.387
Con usuario y contraseña	931.294	465.420	465.874
Certificado electrónico	179.867	92.750	87.117
En Papel	14.300	7.904	6.396
Denegaciones (resoluciones negativas)	44.393	21.754	22.639
Con usuario y contraseña	17.513	8.710	8.803
Certificado electrónico	6.764	3.665	3.099
En Papel	20.116	9.379	10.737
Servicio 060 Garantía Juvenil (Acumulado 2018)	12.810	---	---
Llamadas atendidas - opción jóvenes	11.407	---	---
Llamadas atendidas - opción empleadores	1.403	---	---
Correos atendidos	0	---	---

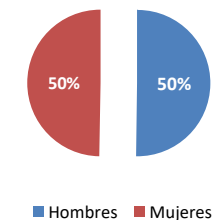
Datos del Sistema Nacional de Garantía Juvenil

Modelo estadístico acordado en la Comisión Delegada de Seguimiento y Evaluación del Sistema Nacional de Garantía Juvenil

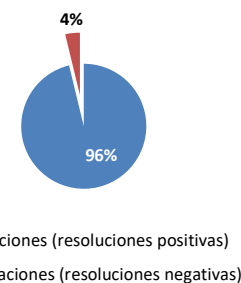
Por Tipo de Expediente



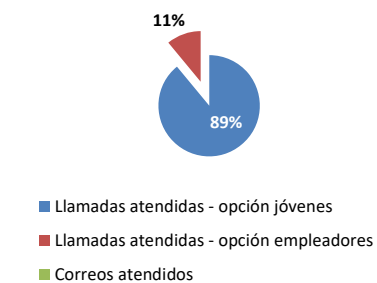
Por Sexo



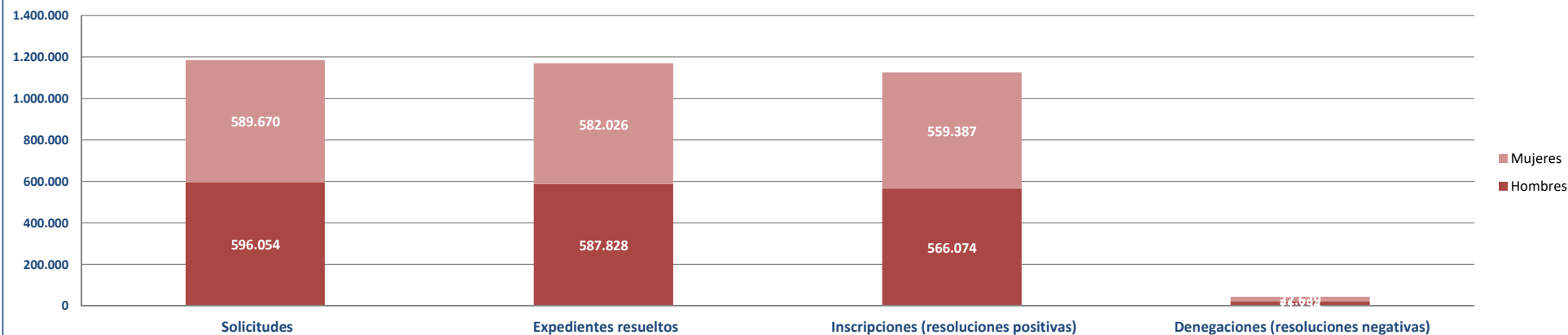
Por Tipo de resolución



Teléfono de Información



Registro del Sistema



SISTEMA NACIONAL DE GARANTÍA JUVENIL

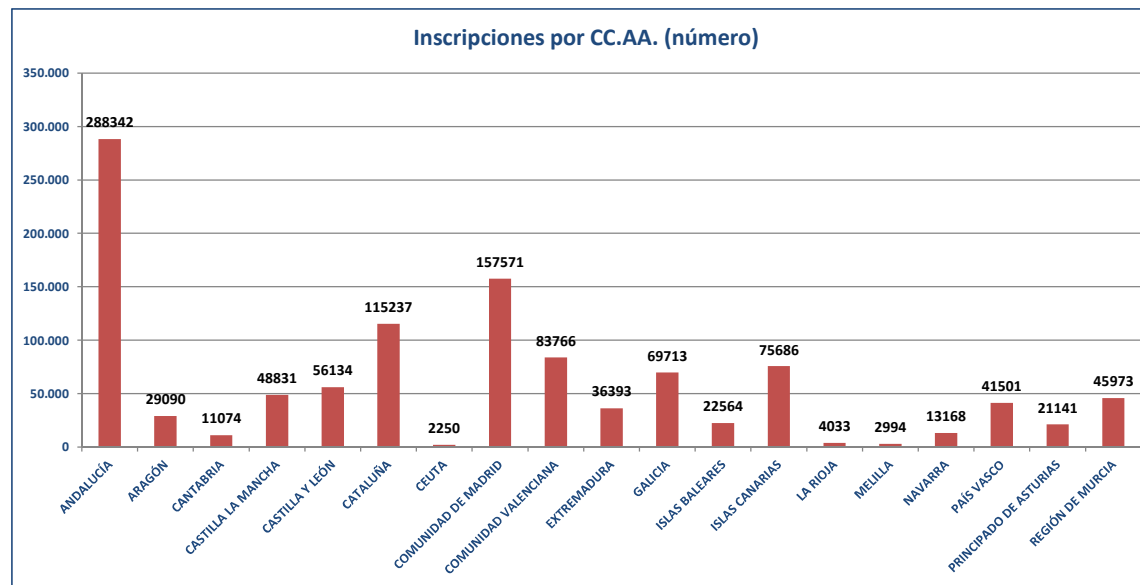
Datos a 30 de abril de 2018



INSCRIPCIONES

(Datos por CC.AA.)

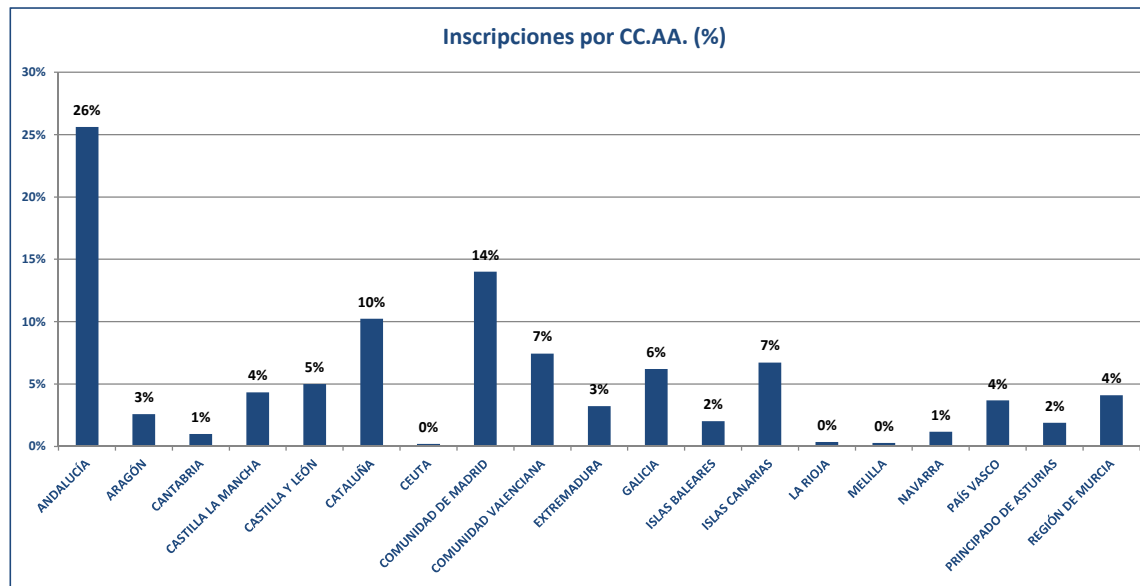
	Total		Hombres		Mujeres	
	Número	%/total	Número	%/total	Número	%/total
ANDALUCÍA	288.342	26%	140.202	24,8%	148.140	26,5%
ARAGÓN	29.090	3%	14.770	2,6%	14.320	2,6%
CANTABRIA	11.074	1%	5.731	1,0%	5.343	1,0%
CASTILLA LA MANCHA	48.831	4%	23.851	4,2%	24.980	4,5%
CASTILLA Y LEÓN	56.134	5%	28.696	5,1%	27.438	4,9%
CATALUÑA	115.237	10%	63.131	11,2%	52.106	9,3%
CEUTA	2.250	0%	1.070	0,2%	1.180	0,2%
COMUNIDAD DE MADRID	157.571	14%	78.458	13,9%	79.113	14,1%
COMUNIDAD VALENCIANA	83.766	7%	42.970	7,6%	40.796	7,3%
EXTREMADURA	36.393	3%	17.785	3,1%	18.608	3,3%
GALICIA	69.713	6%	34.220	6,0%	35.493	6,3%
ISLAS BALEARES	22.564	2%	11.330	2,0%	11.234	2,0%
ISLAS CANARIAS	75.686	7%	37.532	6,6%	38.154	6,8%
LA RIOJA	4.033	0%	2.073	0,4%	1.960	0,4%
MELILLA	2.994	0%	1.375	0,2%	1.619	0,3%
NAVARRA	13.168	1%	7.052	1,2%	6.116	1,1%
PAÍS VASCO	41.501	4%	20.997	3,7%	20.504	3,7%
PRINCIPADO DE ASTURIAS	21.141	2%	11.211	2,0%	9.930	1,8%
REGIÓN DE MURCIA	45.973	4%	23.620	4,2%	22.353	4,0%
TOTAL ESPAÑA	1.125.461	100%	566.074	100%	559.387	100%



DENEGACIONES

(Datos por CC.AA.)

	Total		Hombres		Mujeres	
	Número	%/total	Número	%/total	Número	%/total
ANDALUCÍA	8.070	18%	4.197	19,3%	3.873	17,1%
ARAGÓN	2.510	6%	1.194	5,5%	1.316	5,8%
CANTABRIA	244	1%	134	0,6%	110	0,5%
CASTILLA LA MANCHA	1.305	3%	670	3,1%	635	2,8%
CASTILLA Y LEÓN	1.666	4%	847	3,9%	819	3,6%
CATALUÑA	3.231	7%	1.791	8,2%	1.440	6,4%
CEUTA	59	0%	25	0,1%	34	0,2%
COMUNIDAD DE MADRID	9.444	21%	4.689	21,6%	4.755	21,0%
COMUNIDAD VALENCIANA	1.896	4%	987	4,5%	909	4,0%
EXTREMADURA	936	2%	536	2,5%	400	1,8%
GALICIA	1.983	4%	865	4,0%	1.118	4,9%
ISLAS BALEARES	689	2%	328	1,5%	361	1,6%
ISLAS CANARIAS	1.498	3%	650	3,0%	848	3,7%
LA RIOJA	130	0%	70	0,3%	60	0,3%
MELILLA	57	0%	29	0,1%	28	0,1%
NAVARRA	328	1%	173	0,8%	155	0,7%
PAÍS VASCO	8.756	20%	3.717	17,1%	5.039	22,3%
PRINCIPADO DE ASTURIAS	448	1%	227	1,0%	221	1,0%
REGIÓN DE MURCIA	1.143	3%	625	2,9%	518	2,3%
TOTAL ESPAÑA	44.393	100%	21.754	100%	22.639	100%



Datos del Sistema Nacional de Garantía Juvenil

Modelo estadístico acordado en la Comisión Delegada de Seguimiento y Evaluación del Sistema Nacional de Garantía Juvenil

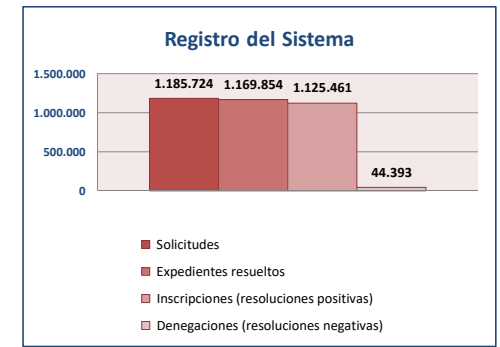
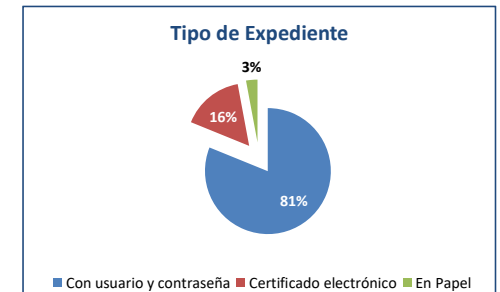
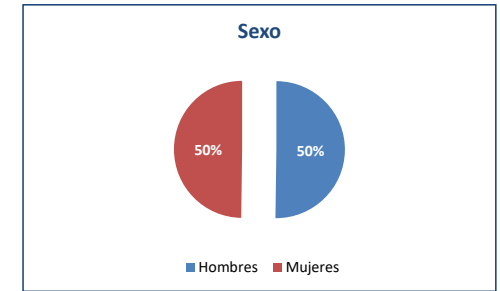
SISTEMA NACIONAL DE GARANTÍA JUVENIL

Datos a 30 de abril de 2018



ESTADOS (TOTAL POR CC.AA, PROVINCIAS Y SEXO)

	Solicitudes			Expedientes resueltos			Inscripciones			Denegaciones		
	TOTAL	Hombres	Mujeres	TOTAL	Hombres	Mujeres	TOTAL	Hombres	Mujeres	TOTAL	Hombres	Mujeres
ANDALUCÍA	299.114	145.751	153.363	296.412	144.399	152.013	288.342	140.202	148.140	8.070	4.197	3.873
ALMERÍA	19.860	9.690	10.170	19.429	9.478	9.951	18.813	9.188	9.625	616	290	326
CADIZ	49.416	24.233	25.183	49.093	24.080	25.013	48.190	23.627	24.563	903	453	450
CORDOBA	33.955	16.223	17.732	33.762	16.143	17.619	32.957	15.695	17.262	805	448	357
GRANADA	35.411	17.301	18.110	35.033	17.107	17.926	34.018	16.586	17.432	1.015	521	494
HUELVA	18.465	9.172	9.293	18.347	9.117	9.230	17.795	8.822	8.973	552	295	257
JAÉN	28.605	13.534	15.071	28.429	13.433	14.996	27.383	12.872	14.511	1.046	561	485
MÁLAGA	44.137	21.955	22.182	43.550	21.664	21.886	42.318	21.020	21.298	1.232	644	588
SEVILLA	69.265	33.643	35.622	68.771	33.378	35.393	66.870	32.393	34.477	1.901	985	916
ARAGÓN	32.082	16.234	15.848	31.600	15.964	15.636	29.090	14.770	14.320	2.510	1.194	1.316
HUESCA	4.665	2.371	2.288	4.608	2.341	2.267	4.244	2.192	2.052	364	149	215
TERUEL	3.386	1.676	1.710	3.349	1.654	1.695	3.091	1.562	1.529	258	92	166
ZARAGOZA	24.031	12.181	11.850	23.643	11.969	11.674	21.755	11.016	10.739	1.888	953	935
CANTABRIA	11.451	5.942	5.509	11.318	5.865	5.453	11.074	5.731	5.343	244	134	110
CASTILLA LA MANCHA	50.650	24.775	25.875	50.136	24.521	25.615	48.831	23.851	24.980	1.305	670	635
ALBACETE	9.508	4.653	4.855	9.412	4.611	4.801	9.159	4.483	4.676	253	128	125
CIUDAD REAL	15.215	7.156	8.059	15.086	7.100	7.986	14.700	6.900	7.800	386	200	186
CUENCA	4.037	1.992	2.045	3.977	1.962	2.015	3.856	1.911	1.945	121	51	70
GUADALAJARA	5.155	2.521	2.633	5.095	2.494	2.601	4.920	2.395	2.525	175	89	76
TOLEDO	16.735	8.452	8.283	16.568	8.356	8.212	16.198	8.164	8.034	370	192	178
CASTILLA Y LEÓN	58.413	29.865	28.548	57.800	29.543	28.257	56.134	28.696	27.438	1.666	847	819
ÁVILA	3.004	1.510	1.494	2.967	1.488	1.479	2.863	1.430	1.433	104	58	46
BURGOS	8.635	4.297	4.338	8.515	4.232	4.283	8.286	4.113	4.173	229	119	110
LEÓN	10.539	5.572	4.967	10.442	5.523	4.919	10.145	5.390	4.755	297	133	164
PALENCIA	4.986	2.541	2.445	4.936	2.515	2.421	4.831	2.462	2.369	105	53	52
SALAMANCA	8.959	4.384	4.575	8.890	4.353	4.537	8.672	4.243	4.429	218	110	108
SEGOVIA	3.230	1.701	1.529	3.176	1.671	1.505	3.080	1.615	1.465	96	56	40
SORIA	2.091	1.106	985	2.049	1.082	967	2.003	1.058	945	46	24	22
VALLADOLID	12.882	6.669	6.213	12.766	6.609	6.157	12.328	6.377	5.951	438	232	206
ZAMORA	4.087	2.085	2.002	4.060	2.071	1.989	3.927	2.009	1.918	133	62	71
CATALUÑA	121.382	66.593	54.789	118.468	64.922	53.546	115.237	63.131	52.106	3.231	1.791	1.440
BARCELONA	82.282	45.547	36.735	80.398	44.476	35.922	78.227	43.237	34.990	2.171	1.239	932
GIROÑA	14.835	8.045	6.790	14.397	7.787	6.610	14.000	7.581	6.419	397	206	191
LLEIDA	7.756	4.183	3.573	7.559	4.063	3.496	7.348	3.939	3.409	211	124	87
TARRAGONA	16.509	8.818	7.691	16.115	8.597	7.518	15.663	8.375	7.288	452	222	230
CEUTA	2.329	1.105	1.224	2.309	1.095	1.214	2.250	1.070	1.180	59	25	34
COMUNIDAD DE MADRID	170.718	84.987	85.731	167.015	83.147	83.868	157.571	78.458	79.113	9.444	4.689	4.755
COMUNIDAD VALENCIANA	86.810	44.556	42.254	85.662	43.957	41.705	83.766	42.970	40.796	1.896	987	909
ALICANTE	31.242	16.236	15.006	30.804	15.993	14.811	30.222	15.682	14.540	582	311	271
CASTELLÓN	10.538	5.434	5.104	10.355	5.334	5.021	10.092	5.182	4.910	263	152	111
VALENCIA	45.030	22.886	22.144	44.506	22.630	21.876	43.455	22.106	21.349	1.051	524	527
EXTREMADURA	37.563	18.428	19.135	37.329	18.321	19.008	36.393	17.785	18.608	936	536	400
BADAJÓZ	24.562	11.881	12.681	24.437	11.819	12.618	23.807	11.458	12.349	630	361	269
CÁCERES	13.001	6.547	6.454	12.892	6.502	6.390	12.586	6.327	6.259	306	175	131
GALICIA	72.436	35.430	37.006	71.696	35.085	36.611	69.713	34.220	35.493	1.983	865	1.118
A CORUÑA	27.639	13.389	14.250	27.346	13.258	14.088	26.607	12.934	13.673	739	324	415
LUGO	8.518	4.171	4.347	8.432	4.127	4.305	8.214	4.031	4.183	218	96	122
OURENSE	8.440	4.228	4.212	8.354	4.181	4.173	8.131	4.083	4.048	223	98	125
PONTEVEDRA	27.839	13.642	14.197	27.564	13.519	14.045	26.761	13.172	13.589	803	347	456
ISLAS BALEARES	23.592	11.833	11.759	23.253	11.658	11.595	22.564	11.330	11.234	689	328	361
ISLAS CANARIAS	77.860	38.495	39.365	77.184	38.182	39.002	75.686	37.532	38.154	1.498	650	848
LAS PALMAS	42.092	20.800	21.292	41.741	20.637	21.104	40.848	20.247	20.601	893	390	503
SANTA CRUZ TENERIFE	35.768	17.695	18.073	35.443	17.545	17.898	34.840	17.286	17.554	605	260	345
LA RIOJA	4.229	2.177	2.052	4.163	2.143	2.020	4.033	2.073	1.960	130	70	60
MELILLA	3.113	1.431	1.682	3.051	1.404	1.647	2.994	1.375	1.619	57	29	28
NAVARRA	13.710	7.335	6.375	13.496	7.225	6.271	13.168	7.052	6.116	328	173	155
PAÍS VASCO	50.618	24.928	25.690	50.257	24.714	25.543	41.501	20.997	20.504	8.756	3.717	5.039
ÁLAVA	7.465	3.549	3.916	7.391	3.506	3.885	6.097	3.017	3.080	1.294	489	805
GIPUZKOA	26.830	13.477	13.353	26.636	13.362	13.274	22.179	11.401	10.778	4.457	1.961	2.496
BIZKAIA	16.323	7.902	8.421	16.232	7.847	8.385	13.226	6.579	6.647	3.006	1.268	1.738
PRINCIPADO DE ASTURIAS	21.883	11.594	10.289	21.589	11.438	10.151	21.141	11.211	9.930	448	227	221
REGIÓN DE MURCIA	47.771	24.595	23.176	47.116	24.245	22.871	45.973	23.620	22.353	1.143	625	518
TOTAL ESPAÑA	1.185.724	596.054	589.670	1.169.854	587.828	582.026	1.125.461	566.074	559.387	44.393	21.754	22.639



SISTEMA NACIONAL DE GARANTÍA JUVENIL

Datos a 30 de abril de 2018



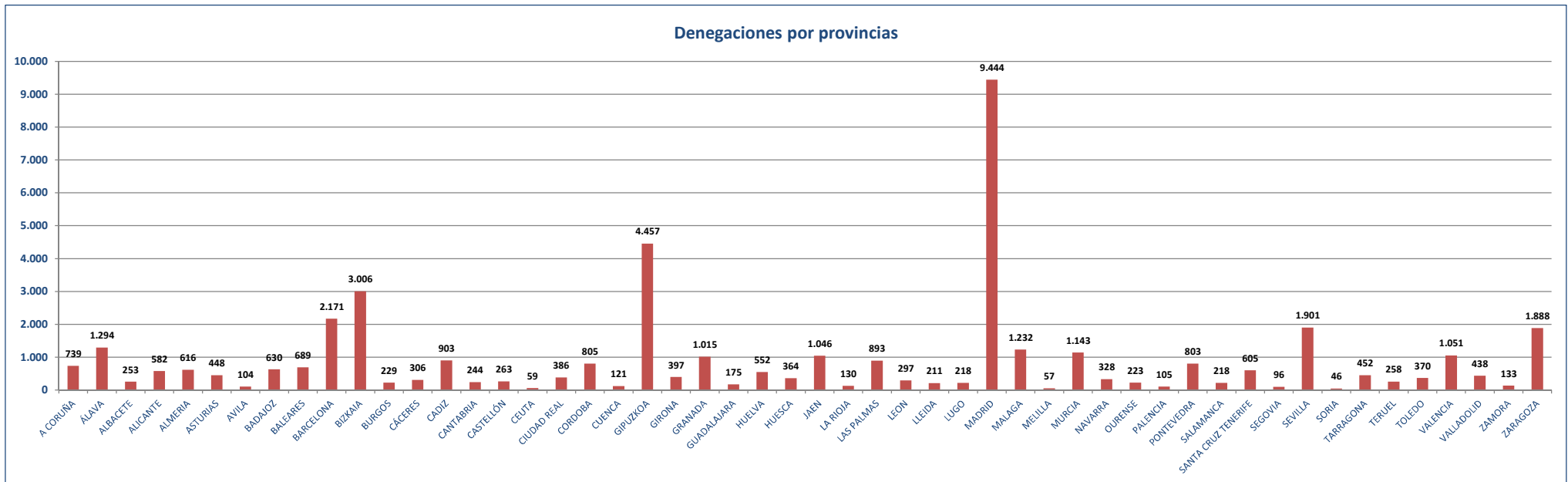
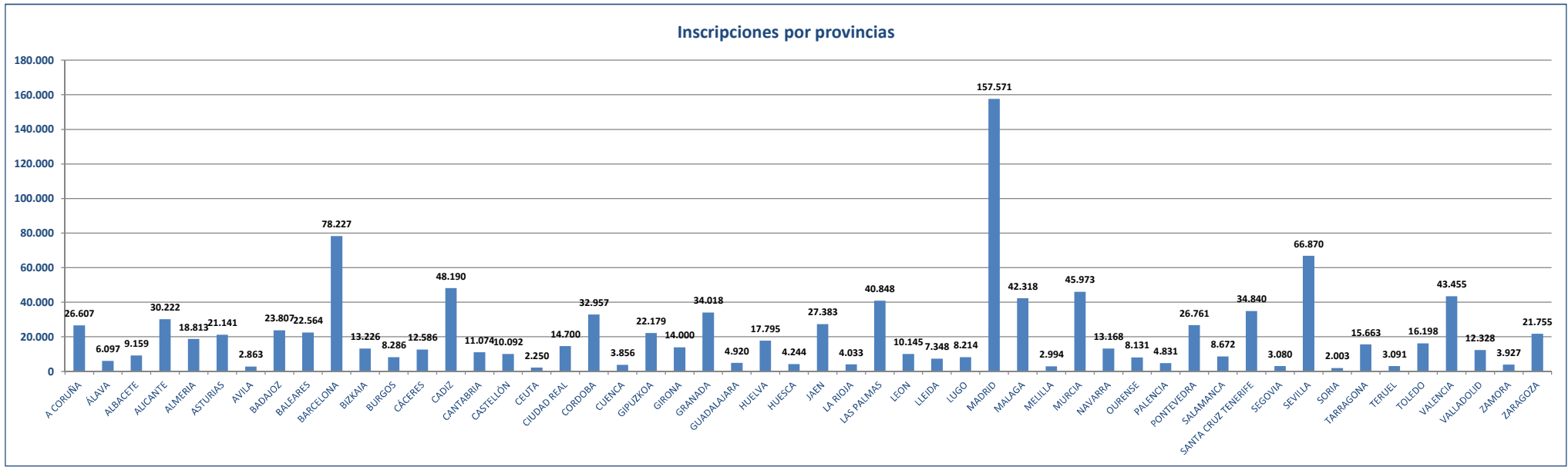
ESTADOS (TOTAL POR CC.AA, PROVINCIAS Y TIPO DE EXPEDIENTE)

	Solicitudes				Expedientes resueltos				Inscripciones				Denegaciones			
	TOTAL	Contraseña	Certificado	En Papel	TOTAL	Contraseña	Certificado	En Papel	TOTAL	Contraseña	Certificado	En Papel	TOTAL	Contraseña	Certificado	En Papel
ANDALUCÍA	299.114	200.963	96.848	1.303	296.412	199.224	95.897	1.291	288.342	195.022	92.390	930	8.070	4.202	3.507	361
ALMERÍA	19.860	11.925	7.886	49	19.429	11.684	7.696	49	18.813	11.404	7.374	35	616	280	322	14
CADIZ	49.416	36.211	13.033	172	49.093	35.974	12.950	169	48.190	35.488	12.589	113	903	486	361	56
CÓRDOBA	33.955	20.761	13.087	107	33.762	20.641	13.014	107	32.957	20.291	12.602	64	805	350	412	43
GRANADA	35.411	21.088	14.241	82	35.033	20.895	14.057	81	34.018	20.425	13.555	38	1.015	470	502	43
HUELVA	18.465	7.846	10.524	95	18.347	7.805	10.448	94	17.795	7.629	10.089	77	552	176	359	17
JAÉN	28.605	17.932	10.554	119	28.429	17.807	10.503	119	27.383	17.282	10.019	82	1.046	525	484	37
MÁLAGA	44.137	34.349	9.518	270	43.550	33.920	9.363	267	42.318	33.117	8.984	217	1.232	803	379	50
SEVILLA	69.265	50.851	18.005	409	68.771	50.500	17.866	405	66.870	49.388	17.178	304	1.901	1.112	688	101
ARAGÓN	32.082	27.782	2.115	2.185	31.600	27.362	2.053	2.185	29.090	27.013	1.998	79	2.510	349	55	2.106
HUESCA	4.665	3.728	623	314	4.608	3.690	604	314	4.244	3.646	588	10	364	44	161	304
TERUEL	3.386	2.605	550	231	3.349	2.587	531	231	3.091	2.561	521	9	258	26	101	222
ZARAGOZA	24.031	21.449	942	1.640	23.643	21.085	918	1.640	21.755	20.806	889	60	1.888	279	291	1.580
CANTABRIA	11.451	10.684	634	133	11.318	10.565	620	133	11.074	10.467	591	16	244	98	29	117
CASTILLA LA MANCHA	50.650	42.681	6.592	1.377	50.136	42.292	6.483	1.361	48.831	41.540	6.240	1.051	1.305	752	243	310
ALBACETE	9.508	8.337	957	214	9.412	8.259	946	207	9.159	8.094	896	169	253	165	50	38
CIUDAD REAL	15.215	12.740	2.135	340	15.086	12.647	2.101	338	14.700	12.426	2.007	267	386	224	94	71
CUENCA	4.037	3.213	717	107	3.977	3.178	692	107	3.856	3.107	664	85	121	71	28	22
GUADALAJARA	5.155	4.387	531	237	5.095	4.336	523	236	4.920	4.256	512	152	175	80	111	84
TOLEDO	16.735	14.004	2.252	479	16.568	13.874	2.221	473	16.198	13.659	2.161	378	370	215	60	95
CASTILLA Y LEÓN	58.413	48.067	8.021	2.325	57.800	47.610	7.875	2.315	56.134	46.921	7.568	1.645	1.666	689	307	670
ÁVILA	3.004	2.391	465	148	2.967	2.369	459	139	2.863	2.323	438	102	104	46	21	37
BURGOS	8.635	7.276	1.154	205	8.515	7.192	1.118	205	8.286	7.084	1.080	122	229	108	38	83
LEÓN	10.539	8.679	1.445	415	10.442	8.607	1.420	415	10.145	8.489	1.359	297	297	118	61	118
PALENCIA	4.986	3.963	745	278	4.936	3.925	733	278	4.831	3.887	710	234	105	38	23	44
SALAMANCA	8.959	7.379	1.221	359	8.890	7.327	1.205	358	8.672	7.252	1.144	276	218	75	61	82
SEGOVIA	3.230	2.901	228	101	3.176	2.857	218	101	3.080	2.811	206	63	96	46	1	38
SORIA	2.091	1.846	216	29	2.049	1.808	212	29	2.003	1.778	204	21	46	30	8	8
VALLADOLID	12.882	10.254	1.996	632	12.766	10.169	1.965	632	12.328	9.993	1.902	433	438	176	63	199
ZAMORA	4.087	3.378	551	158	4.060	3.357	545	158	3.927	3.305	525	97	133	57	20	61
CATALUNYA	121.382	106.870	12.616	1.896	118.468	104.259	12.320	1.889	115.327	101.929	11.844	1.464	3.231	2.330	476	425
BARCELONA	82.282	72.669	8.313	1.300	80.398	70.990	8.111	1.297	78.227	69.434	7.785	1.008	2.171	1.556	326	289
GIRONA	14.835	13.602	1.007	226	14.397	13.194	979	224	14.000	12.897	942	161	397	297	37	63
LLEIDA	7.756	6.252	1.378	126	7.559	6.065	1.369	125	7.348	5.925	1.324	99	211	140	45	26
TARRAGONA	16.509	14.347	1.918	244	16.115	14.011	1.861	243	15.663	13.674	1.793	196	452	337	68	47
CEUTA	2.329	1.894	428	7	2.309	1.879	423	7	2.250	1.839	406	5	59	40	17	2
COMUNIDAD DE MADRID	170.718	150.033	9.422	11.263	167.015	147.194	9.045	10.776	157.571	145.305	8.563	3.703	9.444	1.889	482	7.073
COMUNIDAD VALENCIANA	86.810	72.880	13.191	739	85.662	71.990	12.937	735	83.766	70.947	12.458	361	1.896	1.043	479	374
ALICANTE	31.242	26.920	4.149	173	30.804	26.558	4.073	173	30.222	26.218	3.924	70	582	340	139	103
CASTELLÓN	10.538	8.657	1.752	179	10.355	8.516	1.713	176	10.092	8.395	1.628	69	263	121	85	57
VALENCIA	45.030	37.303	7.290	437	44.506	36.919	7.151	436	43.455	36.337	6.896	222	1.051	582	255	214
EXTREMADURA	37.563	31.992	5.073	498	37.329	31.811	5.027	491	36.393	31.270	4.899	224	936	541	128	267
BADAJOS	24.562	20.094	4.119	349	24.437	20.005	4.088	344	23.807	19.637	3.991	179	630	368	91	165
CÁCERES	13.001	11.898	954	149	12.892	11.806	939	147	12.586	11.633	908	45	306	173	37	102
GALICIA	72.436	65.584	5.583	1.269	71.696	64.963	5.464	1.269	69.713	64.170	5.288	255	1.983	793	176	1.014
A CORUÑA	27.639	25.463	1.699	477	27.346	25.224	1.645	477	26.607	24.908	1.595	104	739	316	50	373
LUGO	8.518	7.766	606	146	8.432	7.687	599	146	8.214	7.599	576	39	218	88	23	107
OURENSE	8.440	7.879	413	148	8.354	7.803	403	148	8.131	7.709	388	34	223	94	15	114
PONTEVEDRA	27.839	24.476	2.865	498	27.564	24.249	2.817	498	26.761	23.954	2.729	78	803	295	88	420
ISLAS BALEARES	23.592	21.645	1.142	805	23.253	21.332	1.117	804	22.564	21.031	1.093	440	689	301	24	364
ISLAS CANARIAS	77.860	65.118	9.345	3.397	77.184	64.588	9.200	3.396	75.686	63.674	8.973	3.039	1.498	914	227	357
LAS PALMAS	42.092	35.144	5.199	1.749	41.741	34.878	5.114	1.749	40.848	34.321	4.978	1.549	893	557	136	200
SANTA CRUZ TENERIFE	35.768	29.974	4.146	1.648	35.443	29.712	4.086	1.647	34.840	29.353	3.995	1.490	605	357	91	157
LA RIOJA	4.229	3.645	551	33	4.163	3.590	540	33	4.033	3.515	509	9	130	75	31	24
MELILLA	3.113	1.335	1.723	55	3.051	1.311	1.685	55	2.994	1.310	1.641	43	57	1	44	12
NAVARRA	13.710	12.488	1.062	160	13.496	12.295	1.041	160	13.168	12.100	990	78	328	195	51	82
PAÍS VASCO	50.618	38.475	5.383	6.760	50.257	38.239	5.261	6.757	41.501	35.826	5.063	612	8.756	2.413	198	6.145
ÁLAVA	7.465	5.581	927	927	7.391	5.524	941	926	6.097	5.126	911	60	1.294	398	30	866
GIPUZKOA	26.830	20.133	3.169	3.528	26.636	20.018	3.091	3.527	22.179	18.859	2.952	368	4.457	1.159	139	3.150
BIZKAIA	16.323	12.761	1.257	2.305	16.232	12.690	1.229	2.304	13.226	11.842	1.200	184	3.006	857	29	2.120
PRINCIPADO DE ASTURIAS	21.883	18.208	3.508	167	21.589	17.954	3.469	166	21.141	17.730	3.353	58	448	224	116	108
REGIÓN DE MURCIA	47.771	40.898	6.278	595	47.116	40.349	6.174	593	45.973	39.685	6.000	288	1.143	664	174	305
TOTAL ESPAÑA	1.185.724	961.242	189.515	34.967	1.169.854	948.807	186.631	34.416	1.125.461	931.294	179.867	14.300	44.393	17.513	6.764	20.116

Datos del Sistema Nacional de Garantía Juvenil

Modelo estadístico acordado en la Comisión Delegada de Seguimiento y Evaluación del Sistema Nacional de Garantía Juvenil

INSCRIPCIONES Y DENEGACIONES POR PROVINCIAS



SISTEMA NACIONAL DE GARANTÍA JUVENIL

Datos a 30 de abril de 2018



ESTADOS (HOMBRES POR CC.AA, PROVINCIAS Y TIPO DE EXPEDIENTE)

	Solicitudes				Expedientes resueltos				Inscripciones				Denegaciones			
	TOTAL	Contraseña	Certificado	En Papel	TOTAL	Contraseña	Certificado	En Papel	TOTAL	Contraseña	Certificado	En Papel	TOTAL	Contraseña	Certificado	En Papel
ANDALUCÍA	145.751	96.485	48.535	731	144.399	95.614	48.062	723	140.202	93.491	46.157	554	4.197	2.123	1.905	169
ALMERÍA	9.690	5.638	4.027	25	9.478	5.516	3.937	25	9.188	5.387	3.781	20	290	129	156	5
CADIZ	24.233	17.587	6.542	104	24.080	17.478	6.233	101	23.627	17.233	6.317	77	453	245	184	24
CÓRDOBA	16.223	9.838	6.329	56	16.143	9.790	6.297	56	15.695	9.607	6.055	33	448	183	242	23
GRANADA	17.301	10.138	7.123	40	17.107	10.036	7.031	40	16.586	9.806	6.759	21	521	230	272	19
HUELVA	9.172	3.818	5.297	57	9.117	3.800	5.261	56	8.822	3.713	5.063	46	295	87	198	10
JAÉN	13.534	8.299	5.169	66	13.433	8.228	5.139	66	12.872	7.951	4.875	46	561	277	264	20
MÁLAGA	21.955	16.802	4.995	158	21.664	16.597	4.909	158	21.020	16.193	4.691	136	644	404	218	22
SEVILLA	33.643	24.365	9.053	225	33.378	24.170	8.987	221	32.393	23.602	8.616	175	985	568	371	46
ARAGÓN	16.234	14.011	1.195	1.028	15.964	13.787	1.149	1.028	14.770	13.605	1.120	45	1.194	182	29	983
HUESCA	2.377	1.893	365	119	2.341	1.872	350	119	2.192	1.845	341	6	149	27	9	113
TERUEL	1.676	1.282	311	83	1.654	1.274	297	83	1.562	1.264	292	6	92	10	5	77
ZARAGOZA	12.181	10.836	519	826	11.969	10.641	502	826	11.016	10.496	487	33	953	145	15	793
CANTABRIA	5.942	5.550	321	71	5.865	5.481	313	71	5.731	5.423	300	8	134	58	13	63
CASTILLA LA MANCHA	24.775	20.706	3.360	709	24.521	20.519	3.301	701	23.851	20.160	3.169	522	670	359	132	179
ALBACETE	4.653	4.054	496	103	4.611	4.018	492	101	4.483	3.941	466	76	128	77	26	25
CIUDAD REAL	7.156	5.944	1.044	168	7.100	5.902	1.031	167	6.900	5.800	979	121	200	102	52	46
CUENCA	1.992	1.550	392	50	1.962	1.538	374	50	1.911	1.513	357	41	51	25	17	9
GUADALAJARA	2.522	2.132	256	134	2.494	2.109	251	134	2.395	2.067	245	83	99	42	6	51
TOLEDO	8.452	7.026	1.172	254	8.356	6.954	1.153	249	8.164	6.841	1.122	201	192	113	31	48
CASTILLA Y LEÓN	29.865	24.420	4.284	1.161	29.543	24.181	4.206	1.156	28.696	23.814	4.043	839	847	367	163	317
ÁVILA	1.510	1.186	249	75	1.488	1.174	244	70	1.430	1.146	236	48	58	28	8	22
BURGOS	4.297	3.604	579	114	4.232	3.559	559	114	4.113	3.507	539	67	119	52	20	47
LEÓN	5.572	4.606	768	198	5.523	4.568	757	198	5.390	4.513	733	144	133	55	24	54
PALENCIA	2.541	1.988	407	146	2.515	1.970	399	146	2.462	1.948	388	126	53	22	11	20
SALAMANCA	4.384	3.607	600	177	4.353	3.584	592	177	4.243	3.544	560	139	110	40	32	38
SEGOVIA	1.701	1.526	123	52	1.671	1.500	119	52	1.615	1.471	110	34	56	29	9	18
SORIA	1.106	974	116	16	1.082	951	115	16	1.058	935	111	12	24	16	4	4
VALLADOLID	6.669	5.203	1.158	308	6.609	5.160	1.141	308	6.377	5.060	1.101	216	232	100	40	92
ZAMORA	2.085	1.726	284	75	2.071	1.716	280	75	2.009	1.691	265	53	62	25	15	22
CATALUÑA	66.593	58.114	7.222	1.257	64.922	56.616	7.053	1.253	63.131	55.355	6.772	1.004	1.791	1.261	181	249
BARCELONA	45.547	39.797	4.896	854	44.476	38.837	4.786	853	43.237	37.964	4.589	684	1.239	873	127	169
GIRONA	8.045	7.312	589	144	7.787	7.076	568	143	7.582	6.925	553	103	206	151	15	40
LLEIDA	4.183	3.342	743	98	4.063	3.230	736	97	3.939	3.151	705	83	124	79	31	14
TARRAGONA	8.181	7.663	994	161	8.597	7.474	963	160	8.375	7.316	925	134	222	158	38	26
CEUTA	1.105	887	213	5	1.095	879	211	5	1.070	860	207	3	25	19	4	2
COMUNIDAD DE MADRID	84.987	74.048	4.992	5.947	83.147	72.717	4.777	5.653	78.458	71.814	4.526	2.118	4.689	903	251	3.535
COMUNIDAD VALENCIANA	44.556	37.075	7.084	397	43.957	36.609	6.955	393	42.970	36.087	6.674	209	987	522	281	184
ALICANTE	16.236	13.867	2.286	83	15.993	13.666	2.244	83	15.682	13.486	2.159	37	311	180	85	46
CASTELLÓN	5.434	4.392	963	76	5.334	4.314	947	73	5.182	4.253	891	38	152	61	56	35
VALENCIA	22.886	18.816	3.832	238	22.630	18.629	3.764	237	22.106	18.348	3.624	134	524	281	140	103
EXTREMADURA	18.428	15.589	2.589	289	18.321	15.476	2.559	286	17.785	15.154	2.493	138	536	322	66	148
BADAJOS	11.881	9.579	2.091	211	11.819	9.537	2.074	208	11.458	9.318	2.024	116	361	219	50	92
CÁCERES	6.547	5.980	489	78	6.502	5.939	485	78	6.327	5.836	469	22	175	103	16	56
GALICIA	35.430	32.108	2.769	553	35.085	31.822	2.710	553	34.220	31.464	2.624	132	865	358	86	421
A CORUÑA	13.389	12.350	832	207	13.258	12.245	806	207	12.934	12.100	785	49	324	145	21	158
LUGO	4.171	3.811	296	64	4.127	3.772	291	64	4.031	3.737	274	20	96	35	17	44
OURENSE	4.228	3.956	209	63	4.181	3.913	205	63	4.083	3.864	199	20	98	49	6	43
PONTEVEDRA	13.642	11.991	1.432	219	13.519	11.892	1.408	219	13.172	11.763	1.366	43	347	129	42	176
ISLAS BALEARES	11.833	10.799	627	407	11.658	10.637	614	407	11.330	10.503	600	227	328	134	44	180
ISLAS CANARIAS	38.495	32.104	4.710	1.681	38.182	31.868	4.634	1.680	37.532	31.482	4.520	1.530	650	386	114	150
LAS PALMAS	20.800	17.315	2.622	863	20.637	17.201	2.573	863	20.247	16.963	2.507	777	390	238	66	86
SANTA CRUZ TENERIFE	17.695	14.789	2.088	818	17.546	14.668	2.061	817	17.286	14.520	2.013	753	260	148	48	64
LA RIOJA	2.177	1.847	312	18	2.143	1.819	306	18	2.073	1.782	286	5	70	37	20	13
MELILLA	1.431	585	824	22	1.404	572	810	22	1.375	571	788	16	29	1	22	6
NAVARRA	7.335	6.659	598	78	7.225	6.558	589	78	7.052	6.450	564	38	173	108	25	40
PAÍS VASCO	24.928	19.121	2.965	2.842	24.714	18.985	2.888	2.841	20.997	17.898	2.784	315	3.717	1.087	104	2.526
ÁLAVA	3.549	2.691	517	341	3.506	2.659	507	340	3.017	2.500	492	25	489	159	15	315
GIPUZKOA	13.477	10.143	1.795	1.539	13.362	10.077	1.746	1.539	11.401	9.533	1.672	196	1.961	544	74	1.343
BIZKAIA	7.902	6.287	653	962	7.867	6.250	635	962	7.579	5.865	620	94	1.268	385	15	868
PRINCIPADO DE ASTURIAS	11.594	9.519	1.980	95	11.438	9.385	1.959	94	11.211	9.269	1.904	38	227	116	55	56
REGIÓN DE MURCIA	24.595	20.897	3.375	323	24.245	20.605	3.319	321	23.620	20.238	3.219	163	625	367	100	158
TOTAL ESPAÑA	596.054	480.494	97.946	17.614	587.828	474.130	96.415	17.283	566.074	465.420	92.750	7.904	21.754	8.710	3.665	9.379

Datos del Sistema Nacional de Garantía Juvenil
Modelo estadístico acordado en la Comisión Delegada de Seguimiento y Evaluación del Sistema Nacional de Garantía Juvenil

SISTEMA NACIONAL DE GARANTÍA JUVENIL

Datos a 30 de abril de 2018



ESTADOS (MUJERES POR CC.AA, PROVINCIAS Y TIPO DE EXPEDIENTE)

	Solicitudes				Expedientes resueltos				Inscripciones				Denegaciones			
	TOTAL	Contraseña	Certificado	En Papel	TOTAL	Contraseña	Certificado	En Papel	TOTAL	Contraseña	Certificado	En Papel	TOTAL	Contraseña	Certificado	En Papel
ANDALUCÍA	153.363	104.478	48.313	572	152.013	103.610	47.835	568	148.140	101.531	46.233	376	3.873	2.079	1.602	192
ALMERÍA	10.170	6.287	3.859	24	9.951	6.168	3.759	24	9.625	6.017	3.593	15	326	151	166	9
CADIZ	25.183	18.624	6.491	68	25.013	18.496	6.449	68	24.563	18.255	6.272	36	450	241	177	32
CÓRDOBA	17.732	10.923	6.758	51	17.619	10.851	6.717	51	17.262	10.684	6.547	31	357	167	170	20
GRANADA	18.110	10.950	7.118	42	17.926	10.859	7.026	41	17.432	10.619	6.796	17	494	240	230	24
HUELVA	9.293	4.028	5.227	38	9.230	4.005	5.187	38	8.973	3.916	5.026	31	257	89	161	7
JAÉN	15.071	9.633	5.385	53	14.996	9.579	5.364	53	14.511	9.331	5.144	36	485	248	220	17
MÁLAGA	22.182	17.547	4.523	112	21.886	17.323	4.454	109	21.298	16.924	4.293	81	588	399	161	28
SEVILLA	35.622	26.486	8.952	184	35.393	26.330	8.879	184	34.477	25.786	8.562	129	916	544	317	55
ARAGÓN	15.848	13.771	920	1.157	15.636	13.575	904	1.157	14.320	13.408	878	34	1.316	167	26	1.123
HUESCA	2.288	1.835	258	195	2.267	1.818	254	195	2.052	1.801	247	4	215	17	7	191
TERUEL	1.710	1.323	239	148	1.695	1.313	234	148	1.529	1.297	229	3	166	16	5	145
ZARAGOZA	11.850	10.613	423	814	11.674	10.444	416	814	10.739	10.310	402	27	935	134	14	787
CANTABRIA	5.509	5.134	313	62	5.453	5.084	307	62	5.343	5.044	291	8	110	40	16	54
CASTILLA LA MANCHA	25.875	21.975	3.232	668	25.615	21.773	3.182	660	24.980	21.380	3.071	529	635	393	111	131
ALBACETE	4.855	4.283	461	111	4.801	4.241	454	106	4.676	4.153	430	93	125	88	24	13
CIUDAD REAL	8.059	6.796	1.091	172	7.986	6.745	1.070	171	7.800	6.626	1.028	146	186	119	42	25
CUENCA	2.045	1.663	325	57	2.015	1.640	318	57	1.945	1.594	307	44	70	46	11	25
GUADALAJARA	2.633	2.255	275	103	2.601	2.227	272	102	2.525	2.189	267	69	76	38	5	33
TOLEDO	8.283	6.978	1.080	225	8.212	6.920	1.068	224	8.034	6.818	1.039	177	178	102	29	47
CASTILLA Y LEÓN	28.548	23.647	3.737	1.164	28.257	23.429	3.669	1.159	27.438	23.107	3.525	806	819	322	144	353
ÁVILA	1.494	1.205	216	73	1.479	1.195	215	69	1.433	1.177	202	54	46	18	13	15
BURGOS	4.338	3.672	575	91	4.283	3.633	559	91	4.173	3.577	541	55	110	56	18	36
LEÓN	4.967	4.073	677	217	4.919	4.039	663	217	4.755	3.976	626	153	164	63	37	64
PALENCIA	2.445	1.975	338	132	2.421	1.955	334	132	2.369	1.939	322	108	52	16	12	24
SALAMANCA	4.575	3.772	621	182	4.537	3.743	613	181	4.429	3.708	584	137	108	35	29	44
SEGOVIA	1.529	1.375	105	49	1.505	1.357	99	49	1.465	1.340	96	29	40	17	3	20
SORIA	985	872	100	13	967	857	97	13	945	843	93	9	22	14	4	4
VALLADOLID	6.213	5.051	838	324	6.157	5.009	824	324	5.951	4.933	801	217	206	76	23	107
ZAMORA	2.002	1.652	267	83	1.989	1.641	265	83	1.918	1.614	260	44	71	27	5	39
CATALUÑA	54.789	48.756	5.394	639	53.546	47.643	5.267	636	52.106	46.574	5.072	460	1.440	1.069	195	176
BARCELONA	36.735	32.872	3.417	446	35.922	32.153	3.325	444	34.990	31.470	3.196	324	932	683	129	120
GIRONA	6.790	6.290	418	82	6.610	6.118	411	81	6.419	5.972	389	58	191	146	22	23
LLEIDA	3.573	2.910	635	28	3.496	2.835	633	28	3.409	2.774	619	16	87	61	14	12
TARRAGONA	7.691	6.684	924	83	7.518	6.537	898	83	7.288	6.358	868	62	230	179	30	21
CEUTA	1.224	1.007	215	2	1.214	1.000	212	2	1.180	979	199	2	34	21	13	0
COMUNIDAD DE MADRID	85.731	75.985	4.430	5.316	83.868	74.477	4.268	5.123	79.113	73.491	4.037	1.585	4.755	986	231	3.538
COMUNIDAD VALENCIANA	42.254	35.805	6.107	342	41.705	35.381	5.982	342	40.796	34.860	5.784	152	909	521	198	190
ALICANTE	15.006	13.053	1.863	90	14.811	12.892	1.829	90	14.540	12.732	1.775	33	271	160	54	57
CASTELLÓN	5.104	4.265	786	53	5.021	4.202	765	53	4.910	4.142	737	31	111	60	29	22
VALENCIA	22.144	18.487	3.458	199	21.876	18.290	3.387	199	21.349	17.989	3.272	88	577	301	115	111
EXTREMADURA	19.135	16.433	2.493	209	19.008	16.335	2.468	205	18.608	16.116	2.406	86	400	219	62	119
BADAJOS	12.681	10.515	2.028	138	12.618	10.468	2.014	136	12.349	10.319	1.967	63	269	149	47	73
CÁCERES	6.454	5.918	465	71	6.390	5.867	454	69	6.259	5.797	439	23	131	70	15	46
GALICIA	37.006	33.476	2.814	716	36.611	33.141	2.754	716	35.493	32.706	2.664	123	1.118	435	90	593
A CORUÑA	14.250	13.113	867	270	14.088	12.979	839	270	13.673	12.808	810	55	415	171	29	215
LUGO	4.347	3.955	310	82	4.305	3.915	308	82	4.183	3.862	302	19	122	53	6	63
OURENSE	4.212	3.923	204	85	4.173	3.890	198	85	4.048	3.845	189	14	125	45	9	71
PONTEVEDRA	14.197	12.485	1.433	279	14.045	12.357	1.409	279	13.589	12.191	1.363	35	456	166	46	244
ISLAS BALEARES	11.759	10.846	515	398	11.595	10.695	503	397	11.234	10.528	493	213	361	167	10	184
ISLAS CANARIAS	39.365	33.014	4.635	1.716	39.002	32.720	4.566	1.716	38.154	32.192	4.453	1.509	848	528	113	207
LAS PALMAS	21.292	17.829	2.577	886	21.104	17.677	2.541	886	20.601	17.358	2.471	772	503	319	70	114
SANTA CRUZ TENERIFE	18.073	15.185	2.058	830	17.899	15.044	2.025	830	17.554	14.835	1.982	737	345	209	43	93
LA RIOJA	2.052	1.798	239	15	2.020	1.771	234	15	1.960	1.733	223	4	60	38	11	11
MELILLA	1.682	750	899	33	1.647	739	875	33	1.619	739	853	27	28	0	22	6
NAVARRA	6.375	5.829	464	82	6.271	5.737	452	82	6.116	5.650	426	40	155	87	26	42
PAÍS VASCO	25.690	19.354	2.418	3.918	25.543	19.254	2.373	3.916	20.504	17.928	2.279	297	5.039	1.326	94	3.619
ÁLAVA	3.916	2.890	440	586	3.885	2.865	434	586	3.080	2.626	419	35	805	239	15	551
GIPUZKOA	13.353	9.990	1.374	1.989	13.274	9.941	1.345	1.988	10.778	9.326	1.280	172	2.496	615	65	1.816
BIZKAIA	8.421	6.474	604	1.343	8.385	6.449	594	1.342	6.647	5.977	580	90	1.738	472	14	1.252
PRINCIPADO DE ASTURIAS	10.289	8.689	1.528	72	10.151	8.569	1.510	72	9.930	8.461	1.449	20	221	108	61	52
REGIÓN DE MURCIA	23.176	20.001	2.903	272	22.871	19.744	2.855	272	22.353	19.447	2.781	125	518	297	74	147
TOTAL ESPAÑA	589.670	480.748	91.569	17.353	582.026	474.677	90.216	17.133	559.387	465.874	87.117	6.396	22.639	8.803	3.099	10.737

Datos del Sistema Nacional de Garantía Juvenil

Modelo estadístico acordado en la Comisión Delegada de Seguimiento y Evaluación del Sistema Nacional de Garantía Juvenil