

1. RESUMEN DE LOS ULTIMOS CINCO AÑOS

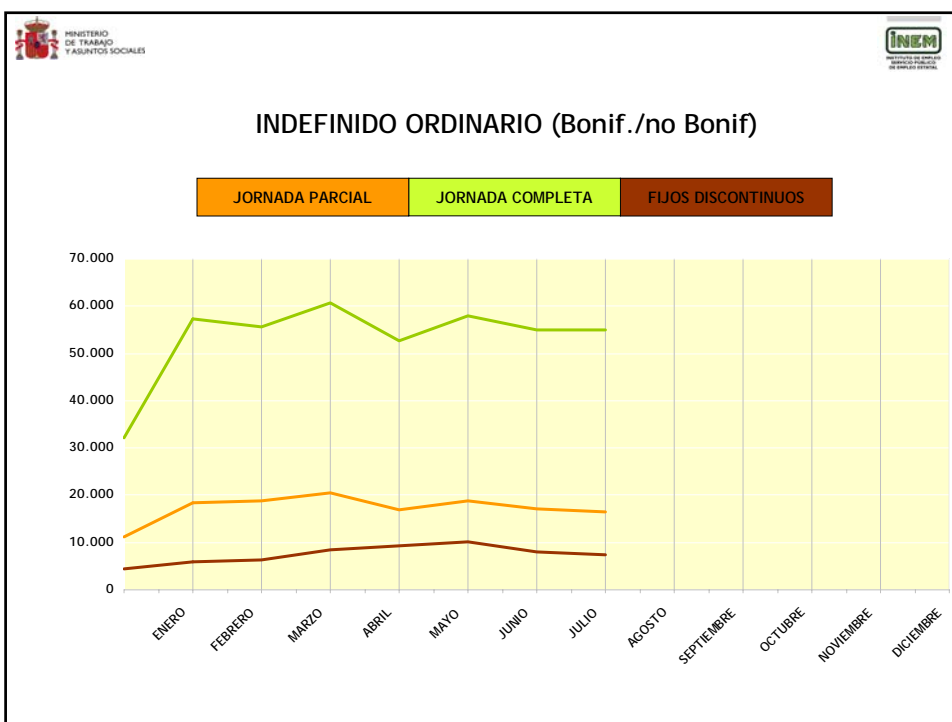
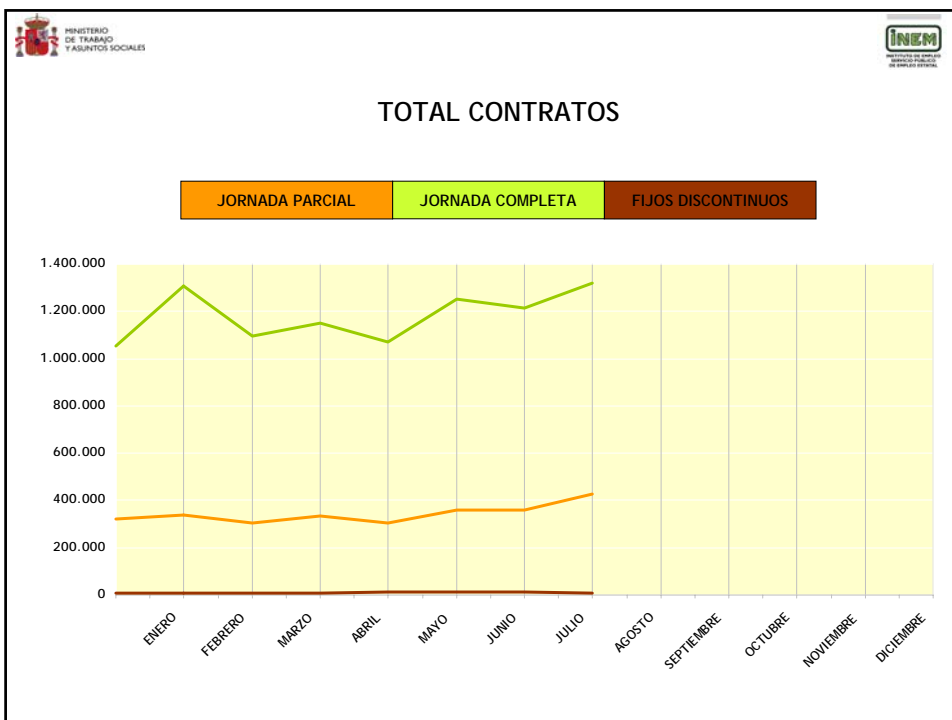
| TIPO DE CONTRATO | 2002 | 2003 | 2004 | 2005 | 2006 |
|--|-------------------|-------------------|-------------------|-------------------|-------------------|
| INDEFINIDO ORDINARIO (Bonif./no Bonif.) | 616.377 | 617.402 | 778.512 | 1.254.094 | 1.445.873 |
| INDEFINIDO FOMENTO DE LA CONTRATACIÓN INDEFINIDA | 666.583 | 652.366 | 641.206 | 288.744 | 731.372 |
| MINUSVÁLIDOS | 8.352 | 8.279 | 9.497 | 10.021 | 11.797 |
| TOTAL CONTRATOS INDEFINIDOS | 1.291.312 | 1.278.047 | 1.429.215 | 1.552.859 | 2.189.042 |
| OBRA O SERVICIO | 5.058.733 | 5.323.303 | 6.057.836 | 6.401.169 | 6.841.222 |
| EVENTUAL CIRCUNSTANCIAS DE LA PRODUCCIÓN | 6.233.171 | 6.466.845 | 7.117.436 | 7.487.659 | 7.732.664 |
| INTERINIDAD | 1.003.414 | 1.067.405 | 1.234.104 | 1.314.449 | 1.373.861 |
| TEMPORAL MINUSVÁLIDOS | 9.181 | 9.567 | 11.093 | 12.646 | 14.775 |
| TEMPORAL DE INSERCIÓN | 52.724 | 89.247 | 67.523 | 4.969 | 459 |
| RELEVO | 7.312 | 10.766 | 16.030 | 22.751 | 30.206 |
| JUBILACIÓN PARCIAL | 6.806 | 10.327 | 15.780 | 21.232 | 27.354 |
| SUSTITUCIÓN POR JUBILACIÓN 64 AÑOS | 1.497 | 1.135 | 1.684 | 1.697 | 1.608 |
| PRÁCTICAS | 78.195 | 76.471 | 85.845 | 85.577 | 90.461 |
| FORMACIÓN | 126.568 | 125.774 | 126.534 | 120.584 | 117.654 |
| OTROS CONTRATOS | 318.687 | 217.455 | 197.201 | 149.394 | 119.263 |
| TOTAL CONTRATOS TEMPORALES | 12.896.288 | 13.398.295 | 14.931.066 | 15.622.127 | 16.349.527 |
| TOTAL CONTRATOS INICIALES | 14.187.600 | 14.676.342 | 16.360.281 | 17.174.986 | 18.538.569 |
| CONTRATOS CONVERTIDOS EN INDEFINIDOS | 539.754 | 553.823 | 613.444 | 700.083 | 1.149.485 |
| ADSCRIPCIONES EN COLABORACIÓN SOCIAL | 6.473 | 5.070 | 4.075 | 4.559 | 4.954 |
| TOTAL CONTRATOS Y ADSCRIPCIONES | 14.733.827 | 15.235.235 | 16.977.800 | 17.879.628 | 19.693.008 |

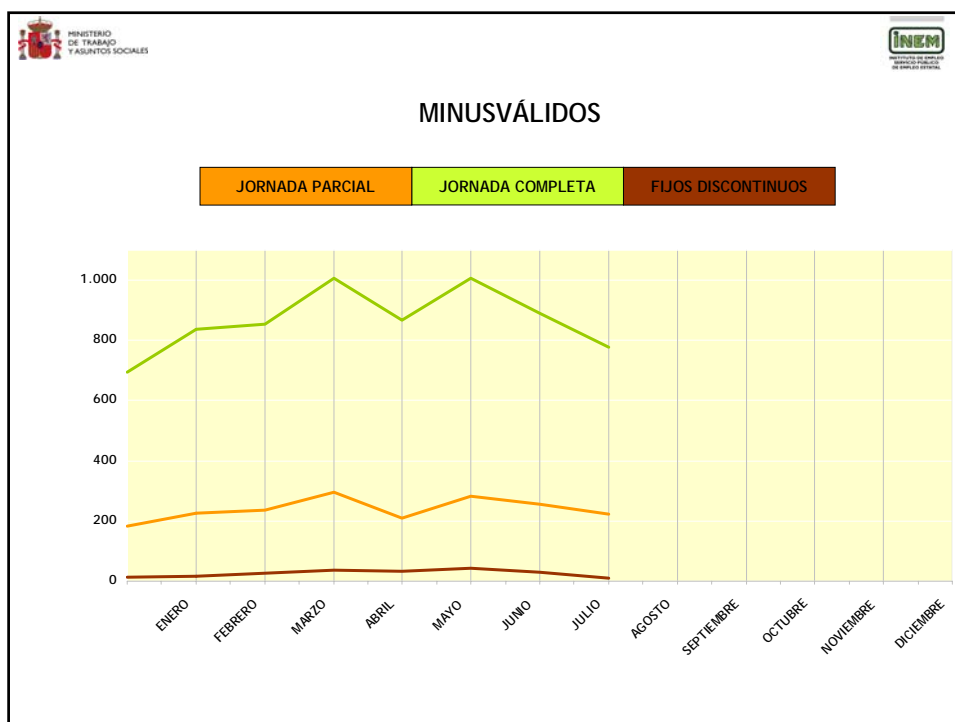
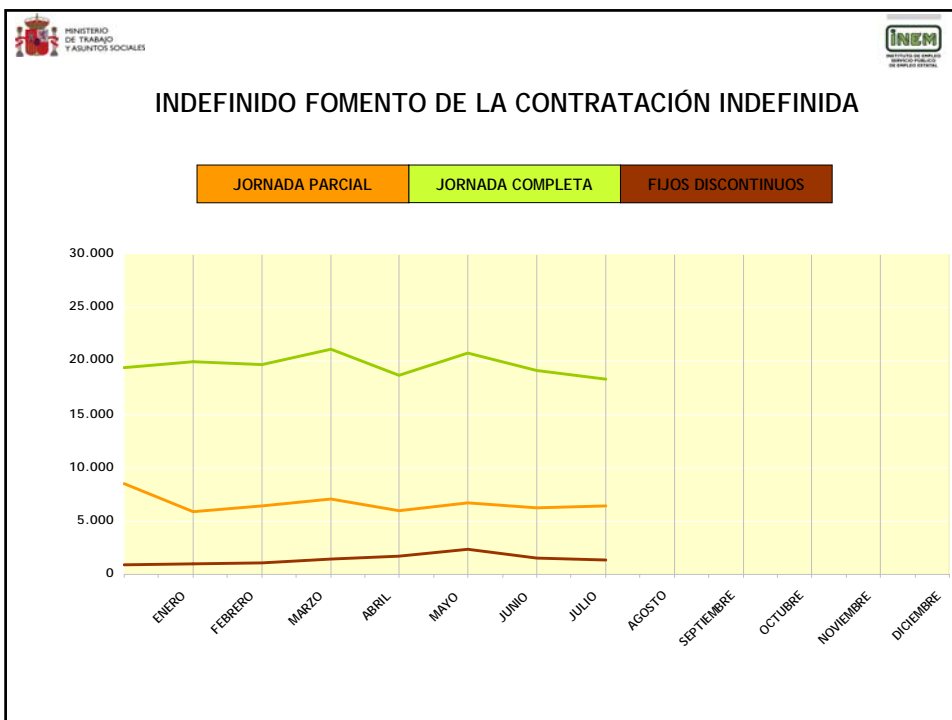
2. RESUMEN DE LOS MESES DEL AÑO POR TIPO DE CONTRATO (DATOS DEL MES)

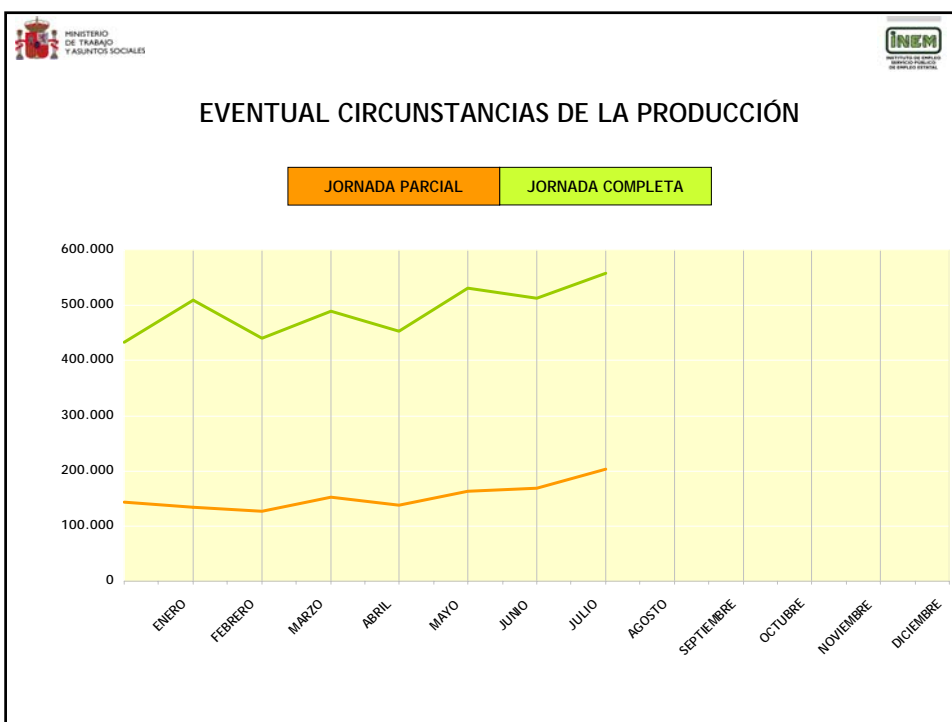
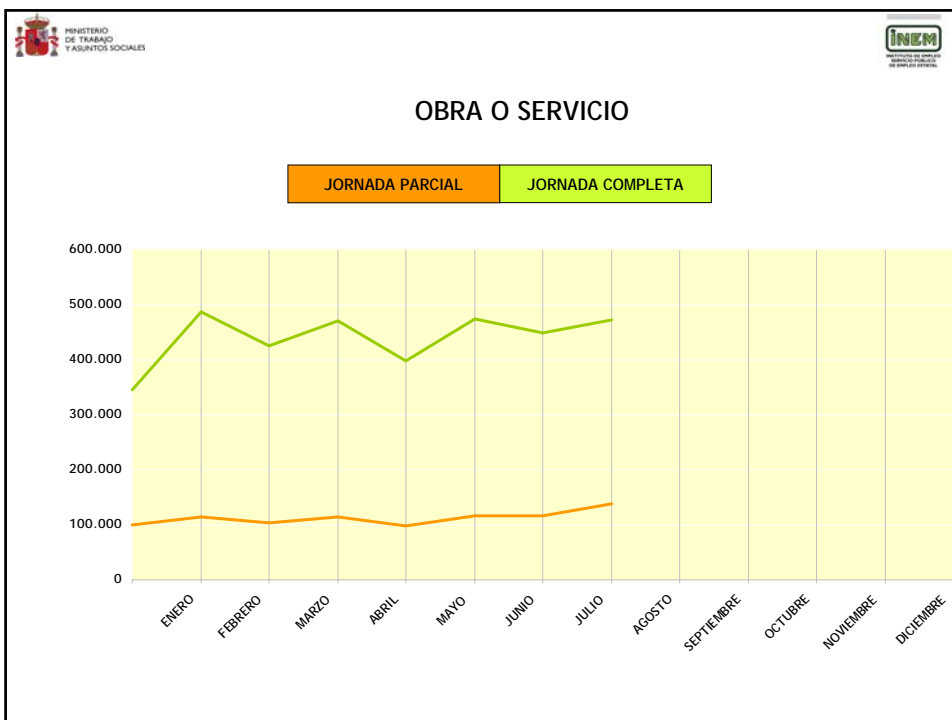
| TIPO DE CONTRATO | ENERO | FEBRERO | MARZO | ABRIL | MAYO | JUNIO |
|--|------------------|------------------|------------------|------------------|------------------|------------------|
| INDEFINIDO ORDINARIO (Bonif./No Bonif.) | 81.687 | 80.689 | 89.838 | 78.741 | 87.003 | 79.990 |
| BONIFICADO | 9.988 | 10.608 | 11.400 | 10.079 | 11.350 | 9.521 |
| NO BONIFICADO | 71.699 | 70.081 | 78.438 | 68.662 | 75.653 | 70.469 |
| INDEFINIDO FOMENTO DE LA CONTRATACIÓN INDEFINIDA | 26.822 | 27.181 | 29.530 | 26.377 | 29.760 | 26.958 |
| BONIFICADO | 22.812 | 22.992 | 24.986 | 22.702 | 25.724 | 22.987 |
| NO BONIFICADO | 4.010 | 4.189 | 4.544 | 3.675 | 4.036 | 3.971 |
| MINUSVÁLIDOS | 1.081 | 1.117 | 1.340 | 1.112 | 1.331 | 1.175 |
| MINUSVÁLIDOS (sólo bonificados) | 240 | 215 | 261 | 212 | 258 | 208 |
| MINUSVÁLIDOS F.C.I | 841 | 902 | 1.079 | 900 | 1.073 | 967 |
| TOTAL CONTRATOS INDEFINIDOS | 109.590 | 108.987 | 120.708 | 106.230 | 118.094 | 108.123 |
| OBRA O SERVICIO | 602.185 | 528.451 | 584.117 | 497.573 | 590.720 | 566.892 |
| EVENTUAL CIRCUNSTANCIAS DE LA PRODUCCIÓN | 643.260 | 568.719 | 642.285 | 591.158 | 694.220 | 680.125 |
| INTERINIDAD | 118.643 | 106.072 | 113.280 | 103.518 | 121.452 | 122.790 |
| TEMPORAL MINUSVÁLIDOS | 1.356 | 1.418 | 1.606 | 1.320 | 1.643 | 1.531 |
| SUSTITUCIÓN POR JUBILACIÓN 64 AÑOS | 171 | 174 | 189 | 143 | 165 | 165 |
| RELEVO | 2.886 | 2.419 | 2.708 | 2.458 | 2.703 | 2.680 |
| JUBILACIÓN PARCIAL | 2.478 | 2.004 | 2.303 | 2.081 | 2.199 | 2.230 |
| PRÁCTICAS | 7.374 | 6.640 | 6.714 | 5.253 | 5.289 | 7.198 |
| FORMACIÓN | 9.593 | 8.969 | 10.464 | 6.719 | 8.261 | 10.495 |
| OTROS CONTRATOS | 9.782 | 7.574 | 7.601 | 6.826 | 8.462 | 9.743 |
| TOTAL CONTRATOS TEMPORALES | 1.397.728 | 1.232.440 | 1.371.267 | 1.217.049 | 1.435.114 | 1.403.849 |
| TOTAL CONTRATOS INICIALES | 1.507.318 | 1.341.427 | 1.491.975 | 1.323.279 | 1.553.208 | 1.511.972 |
| CONTRATOS CONVERTIDOS EN INDEFINIDOS | 145.832 | 66.900 | 72.457 | 62.701 | 72.284 | 70.155 |
| ADSCRIPCIONES EN COLABORACIÓN SOCIAL | 562 | 382 | 303 | 399 | 509 | 416 |
| TOTAL CONTRATOS Y ADSCRIPCIONES | 1.653.712 | 1.408.709 | 1.564.735 | 1.386.379 | 1.626.001 | 1.582.543 |

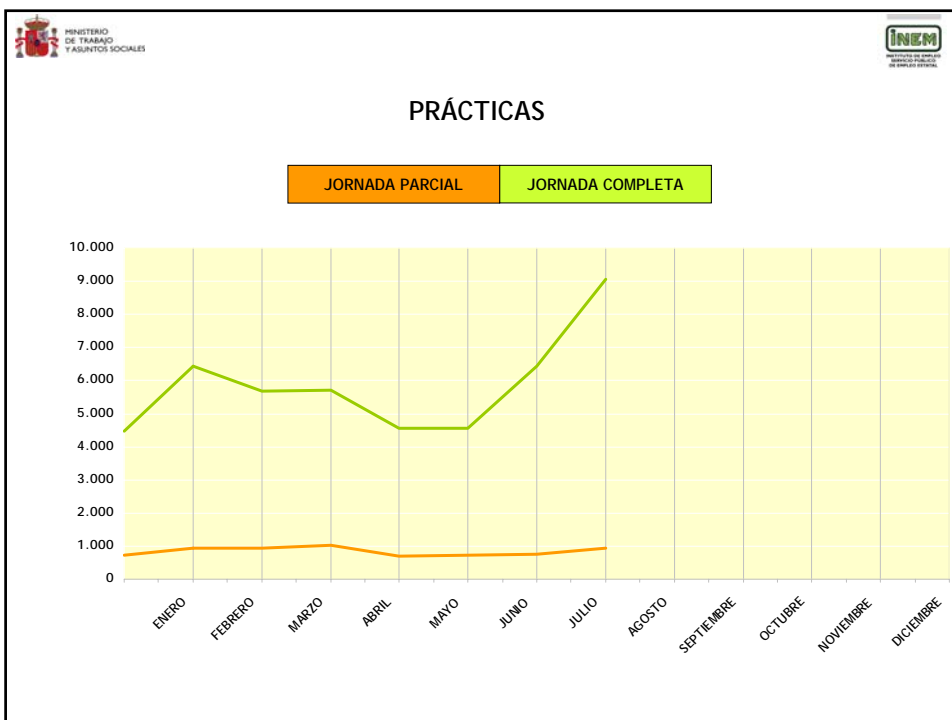
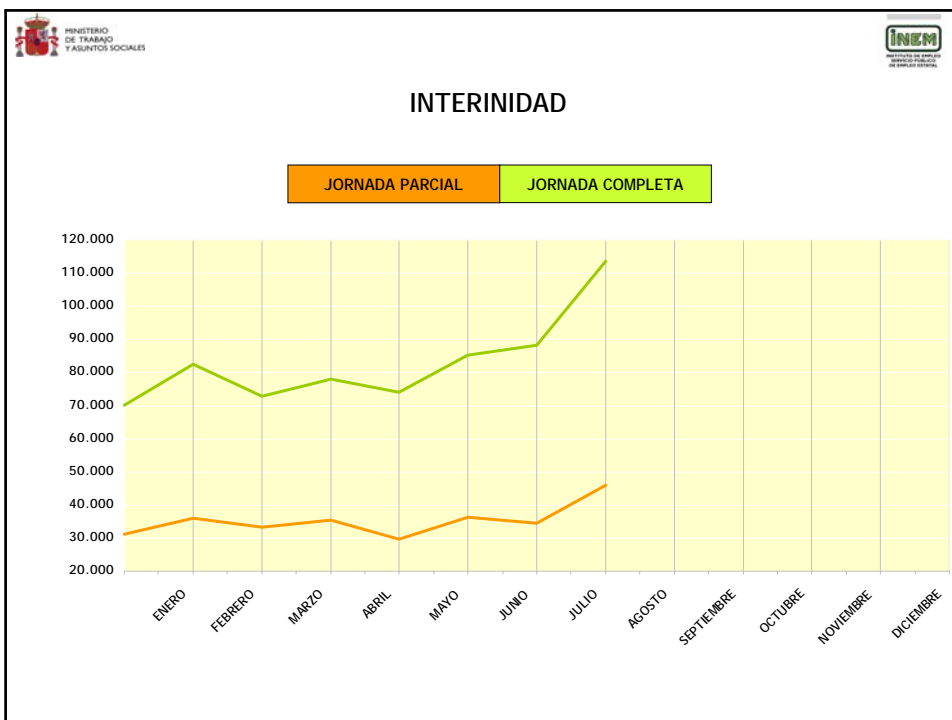
2. RESUMEN DE LOS MESES DEL AÑO POR TIPO DE CONTRATO

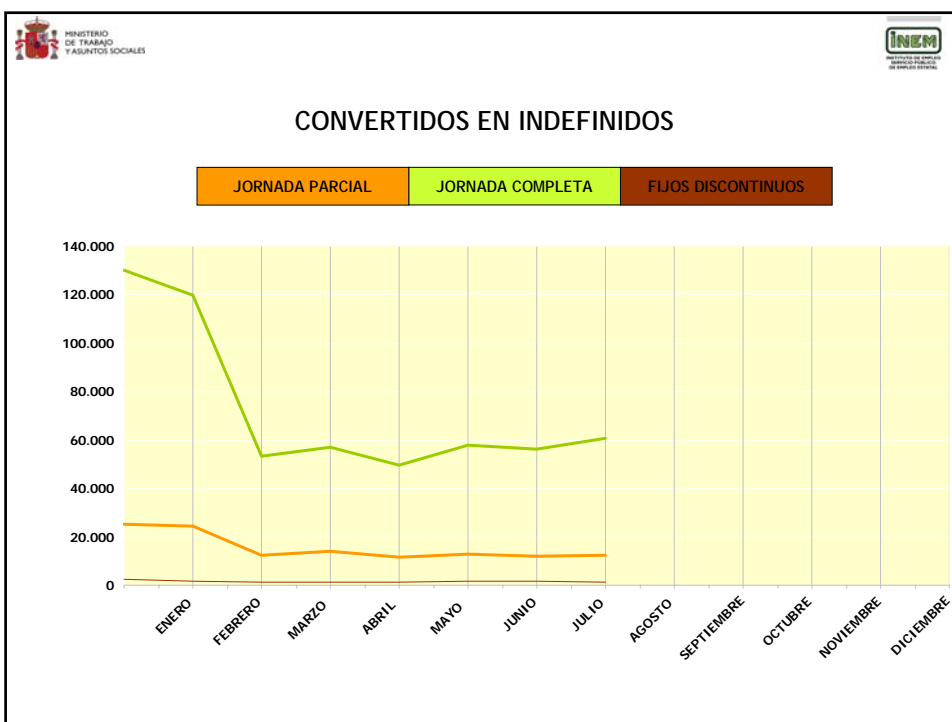
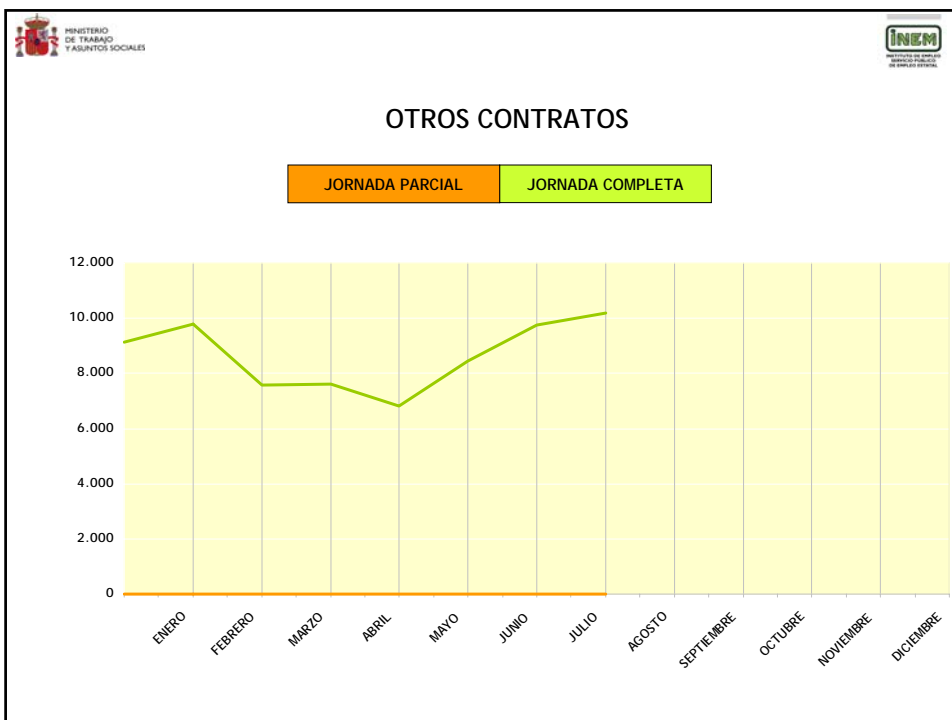
| TIPO DE CONTRATO | JULIO | AGOSTO | SEPT. | OCTUBRE | NOV. | DIC. |
|--|------------------|--------|-------|---------|------|------|
| INDEFINIDO ORDINARIO (Bonif./No Bonif.) | 79.002 | | | | | |
| BONIFICADO | 8.560 | | | | | |
| NO BONIFICADO | 70.442 | | | | | |
| INDEFINIDO FOMENTO DE LA CONTRATACIÓN INDEFINIDA | 26.131 | | | | | |
| BONIFICADO | 22.118 | | | | | |
| NO BONIFICADO | 4.013 | | | | | |
| MINUSVÁLIDOS | 1.011 | | | | | |
| MINUSVÁLIDOS (sólo bonificados) | 232 | | | | | |
| MINUSVÁLIDOS F.C.I | 779 | | | | | |
| TOTAL CONTRATOS INDEFINIDOS | 106.144 | | | | | |
| OBRA O SERVICIO | 610.882 | | | | | |
| EVENTUAL CIRCUNSTANCIAS DE LA PRODUCCIÓN | 761.979 | | | | | |
| INTERINIDAD | 159.678 | | | | | |
| TEMPORAL MINUSVÁLIDOS | 1.457 | | | | | |
| SUSTITUCIÓN POR JUBILACIÓN 64 AÑOS | 168 | | | | | |
| RELEVO | 2.789 | | | | | |
| JUBILACIÓN PARCIAL | 2.287 | | | | | |
| PRÁCTICAS | 9.997 | | | | | |
| FORMACIÓN | 14.656 | | | | | |
| OTROS CONTRATOS | 10.184 | | | | | |
| TOTAL CONTRATOS TEMPORALES | 1.574.077 | | | | | |
| TOTAL CONTRATOS INICIALES | 1.680.221 | | | | | |
| CONTRATOS CONVERTIDOS EN INDEFINIDOS | 74.697 | | | | | |
| ADSCRIPCIONES EN COLABORACIÓN SOCIAL | 504 | | | | | |
| TOTAL CONTRATOS Y ADSCRIPCIONES | 1.755.422 | | | | | |











3. RESUMEN DE LOS MESES DEL AÑO POR SEXO Y SECTOR DE ACTIVIDAD ECONOMICA

CONTRATOS INICIALES

| | ENERO | FEBRERO | MARZO | ABRIL | MAYO | JUNIO |
|---------------------------|-----------|-----------|-----------|-----------|-----------|-----------|
| TOTAL CONTRATOS | 1.507.318 | 1.341.427 | 1.491.975 | 1.323.279 | 1.553.208 | 1.511.972 |
| HOMBRES | 830.746 | 747.937 | 824.400 | 718.533 | 849.149 | 819.904 |
| MUJERES | 676.572 | 593.493 | 667.575 | 604.746 | 704.059 | 692.068 |
| TOTAL AGRICULTURA | 201.146 | 152.112 | 148.478 | 117.348 | 141.012 | 119.540 |
| HOMBRES | 109.649 | 81.512 | 80.606 | 65.106 | 78.153 | 66.367 |
| MUJERES | 91.497 | 70.600 | 67.872 | 52.242 | 62.859 | 53.173 |
| TOTAL INDUSTRIA | 108.549 | 93.824 | 99.258 | 88.636 | 101.505 | 101.718 |
| HOMBRES | 71.315 | 63.640 | 67.155 | 58.182 | 67.311 | 68.325 |
| MUJERES | 37.234 | 30.184 | 32.103 | 30.454 | 34.194 | 33.393 |
| TOTAL CONSTRUCCION | 254.917 | 242.862 | 257.620 | 210.164 | 241.065 | 220.296 |
| HOMBRES | 237.694 | 226.860 | 240.297 | 195.630 | 225.284 | 205.721 |
| MUJERES | 17.223 | 16.002 | 17.323 | 14.534 | 15.781 | 14.575 |
| TOTAL SERVICIOS | 942.706 | 852.629 | 986.619 | 907.131 | 1.069.626 | 1.070.418 |
| HOMBRES | 412.088 | 375.925 | 436.342 | 399.615 | 478.401 | 479.491 |
| MUJERES | 530.618 | 476.704 | 550.277 | 507.516 | 591.225 | 590.927 |

CONTRATOS CONVERTIDOS EN INDEFINIDOS

| | ENERO | FEBRERO | MARZO | ABRIL | MAYO | JUNIO |
|---------------------------|---------|---------|--------|--------|--------|--------|
| TOTAL CONTRATOS | 145.832 | 66.900 | 72.457 | 62.701 | 72.284 | 70.155 |
| HOMBRES | 87.964 | 37.948 | 40.085 | 34.507 | 22.995 | 40.069 |
| MUJERES | 57.868 | 28.952 | 32.372 | 28.194 | 31.939 | 30.086 |
| TOTAL AGRICULTURA | 2.163 | 1.075 | 1.009 | 905 | 961 | 1.153 |
| HOMBRES | 1.596 | 767 | 742 | 675 | 707 | 862 |
| MUJERES | 567 | 308 | 267 | 230 | 254 | 291 |
| TOTAL INDUSTRIA | 21.897 | 9.587 | 10.541 | 9.135 | 10.917 | 11.208 |
| HOMBRES | 15.999 | 6.723 | 7.403 | 6.324 | 7.682 | 7.990 |
| MUJERES | 5.898 | 2864 | 3.138 | 2.811 | 3.235 | 3.218 |
| TOTAL CONSTRUCCION | 29.214 | 10.418 | 10.179 | 8.385 | 9.977 | 9.914 |
| HOMBRES | 26.903 | 9.382 | 9.071 | 7.457 | 8.961 | 8.847 |
| MUJERES | 2.311 | 1.036 | 1.108 | 928 | 1.016 | 1.067 |
| TOTAL SERVICIOS | 92.558 | 45.820 | 50.728 | 44.276 | 50.429 | 47.880 |
| HOMBRES | 43.466 | 21.076 | 22.869 | 20.051 | 22.995 | 22.370 |
| MUJERES | 49.092 | 24.744 | 27.859 | 24.225 | 27.434 | 25.510 |

CONTRATOS INICIALES

| | JULIO | AGOSTO | SEPTIEMBRE | OCTUBRE | NOVIEMBRE | DICIEMBRE |
|---------------------------|--------------|---------------|-------------------|----------------|------------------|------------------|
| TOTAL CONTRATOS | 1.680.221 | | | | | |
| HOMBRES | 900.391 | | | | | |
| MUJERES | 779.830 | | | | | |
| TOTAL AGRICULTURA | 110.769 | | | | | |
| HOMBRES | 65.019 | | | | | |
| MUJERES | 45.750 | | | | | |
| TOTAL INDUSTRIA | 105.670 | | | | | |
| HOMBRES | 72.112 | | | | | |
| MUJERES | 33.558 | | | | | |
| TOTAL CONSTRUCCION | 229.170 | | | | | |
| HOMBRES | 216.541 | | | | | |
| MUJERES | 12.629 | | | | | |
| TOTAL SERVICIOS | 1.234.612 | | | | | |
| HOMBRES | 546.719 | | | | | |
| MUJERES | 687.893 | | | | | |

CONTRATOS CONVERTIDOS EN INDEFINIDOS

| | JULIO | AGOSTO | SEPTIEMBRE | OCTUBRE | NOVIEMBRE | DICIEMBRE |
|---------------------------|--------------|---------------|-------------------|----------------|------------------|------------------|
| TOTAL CONTRATOS | 74.697 | | | | | |
| HOMBRES | 42.454 | | | | | |
| MUJERES | 32.243 | | | | | |
| TOTAL AGRICULTURA | 931 | | | | | |
| HOMBRES | 720 | | | | | |
| MUJERES | 211 | | | | | |
| TOTAL INDUSTRIA | 11.929 | | | | | |
| HOMBRES | 8.422 | | | | | |
| MUJERES | 3.507 | | | | | |
| TOTAL CONSTRUCCION | 9.647 | | | | | |
| HOMBRES | 8.566 | | | | | |
| MUJERES | 1.081 | | | | | |
| TOTAL SERVICIOS | 52.190 | | | | | |
| HOMBRES | 24.746 | | | | | |
| MUJERES | 27.444 | | | | | |

