

## 1. RESUMEN DE LOS ULTIMOS SEIS AÑOS

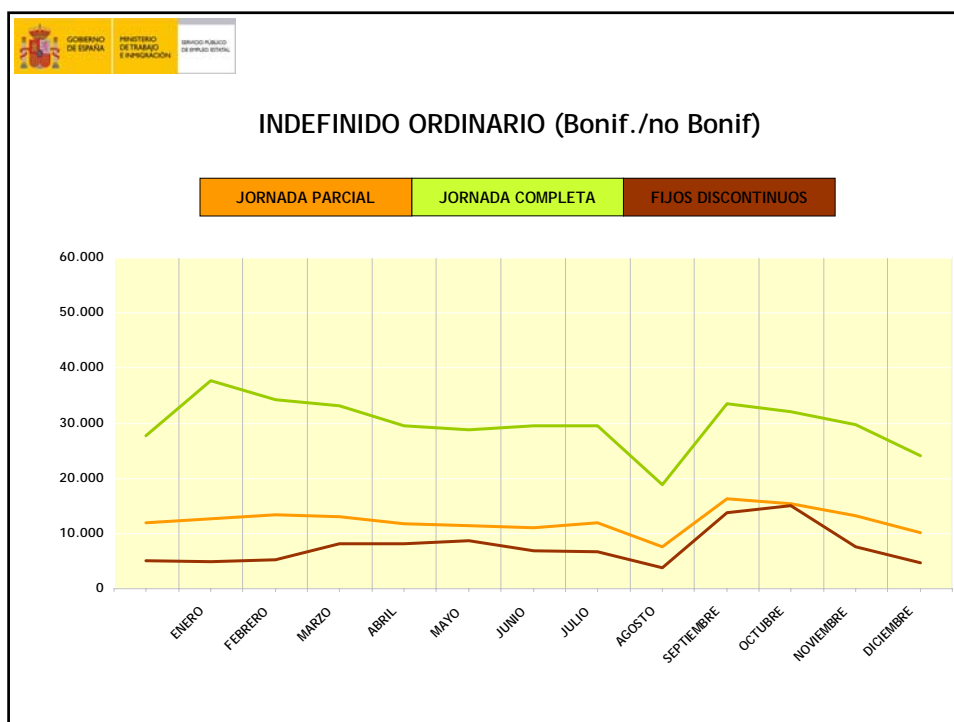
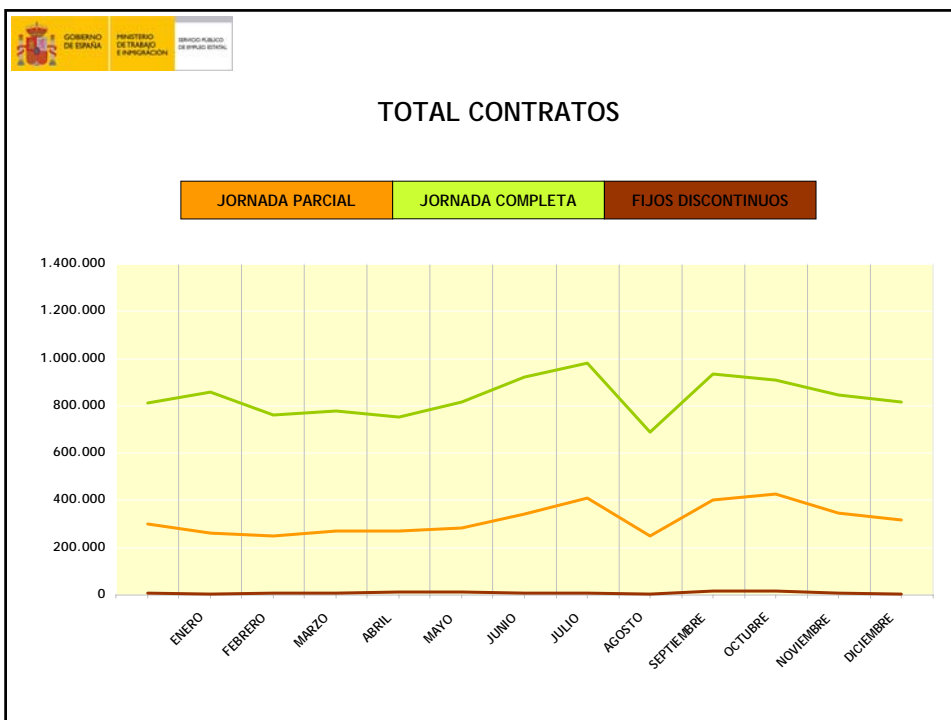
| MODALIDAD DE CONTRATACION                        | 2003       | 2004       | 2005       | 2006       | 2007       | 2008       |
|--|------------|------------|------------|------------|------------|------------|
| INDEFINIDO ORDINARIO (Bonif./no Bonif.)          | 423.732    | 491.648    | 547.449    | 665.200    | 989.589    | 876.094    |
| INDEFINIDO FOMENTO DE LA CONTRATACIÓN INDEFINIDA | 283.934    | 305.129    | 285.285    | 350.763    | 315.489    | 187.331    |
| MINUSVÁLIDOS                                     | 8.279      | 9.497      | 10.021     | 11.797     | 13.096     | 10.431     |
| OBRA O SERVICIO                                  | 5.323.303  | 6.057.836  | 6.401.169  | 6.841.222  | 6.863.482  | 6.197.272  |
| EVENTUAL CIRCUNSTANCIAS DE LA PRODUCCIÓN         | 6.466.845  | 7.117.436  | 7.487.659  | 7.732.664  | 7.673.381  | 6.639.433  |
| INTERINIDAD                                      | 1.067.405  | 1.234.104  | 1.314.449  | 1.373.861  | 1.491.771  | 1.535.263  |
| TEMPORAL MINUSVÁLIDOS                            | 9.567      | 11.093     | 12.646     | 14.775     | 16.739     | 15.327     |
| TEMPORAL DE INSERCIÓN                            | 89.247     | 67.523     | 4.969      | 459        | -          | -          |
| RELEVO   | 10.766     | 16.030     | 22.751     | 30.206     | 34.618     | 40.646     |
| JUBILACIÓN PARCIAL                               | 10.327     | 15.780     | 21.232     | 27.354     | 29.445     | 36.884     |
| SUSTITUCIÓN JUBILACIÓN 64 AÑOS                   | 1.135      | 1.684      | 1.697      | 1.608      | 1.978      | 2.045      |
| PRÁCTICAS  | 76.471     | 85.845     | 85.577     | 90.461     | 81.017     | 62.793     |
| FORMACIÓN  | 125.774    | 126.534    | 120.584    | 117.654    | 109.407    | 78.986     |
| OTROS CONTRATOS                                  | 217.455    | 197.201    | 149.394    | 119.263    | 99.886     | 89.983     |
| TOTAL CONTRATOS INICIALES                        | 14.114.240 | 15.737.340 | 16.464.882 | 17.377.287 | 17.719.898 | 15.821.537 |
| CONTRATOS CONVERTIDOS EN INDEFINIDOS             | 553.823    | 613.444    | 700.083    | 1.149.485  | 902.210    | 779.700    |
| ADSCRIPCIONES EN COLABORACION SOCIAL             | 5.070      | 4.075      | 4.559      | 4.954      | 4.696      | 5.186      |
| T O T A L  | 14.673.133 | 16.354.859 | 17.169.524 | 18.531.726 | 18.626.804 | 16.606.423 |

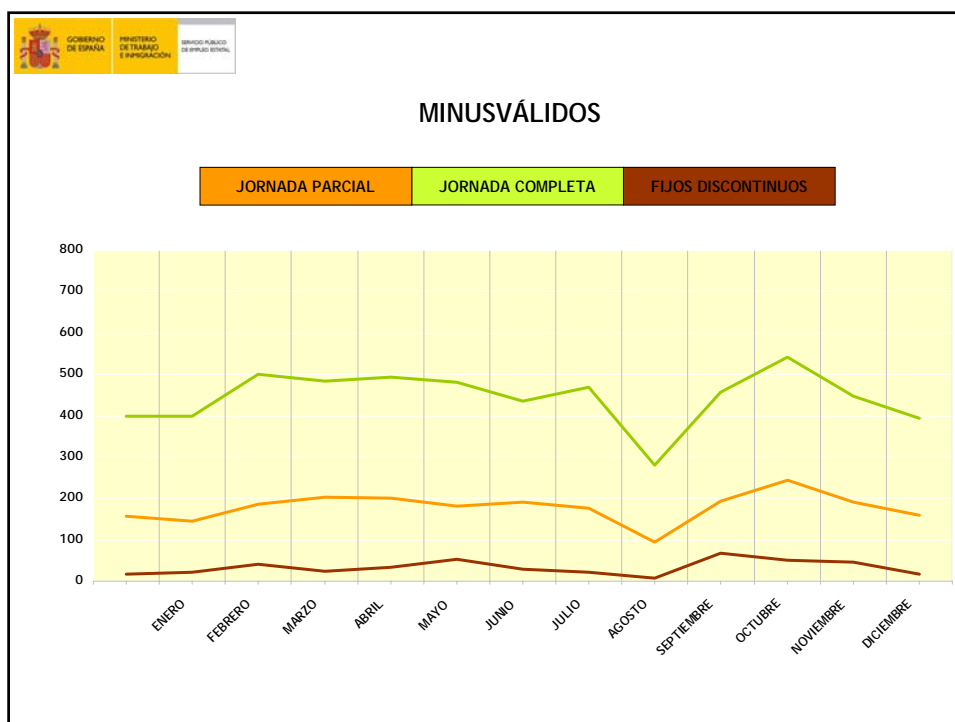
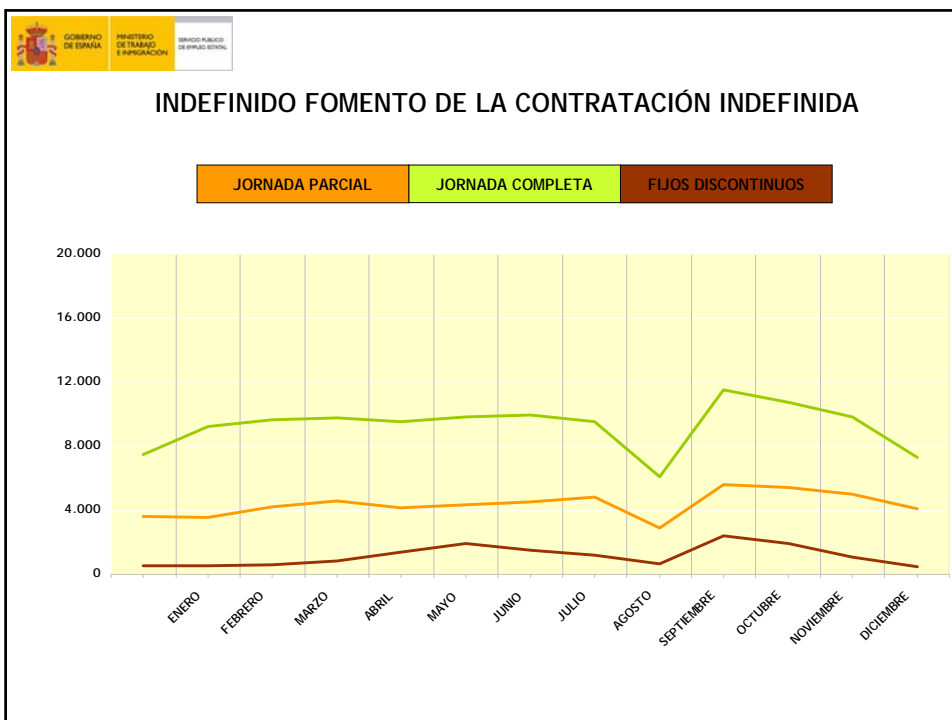
## 2. RESUMEN DE LOS MESES DEL AÑO POR TIPO DE CONTRATO (DATOS DEL MES)

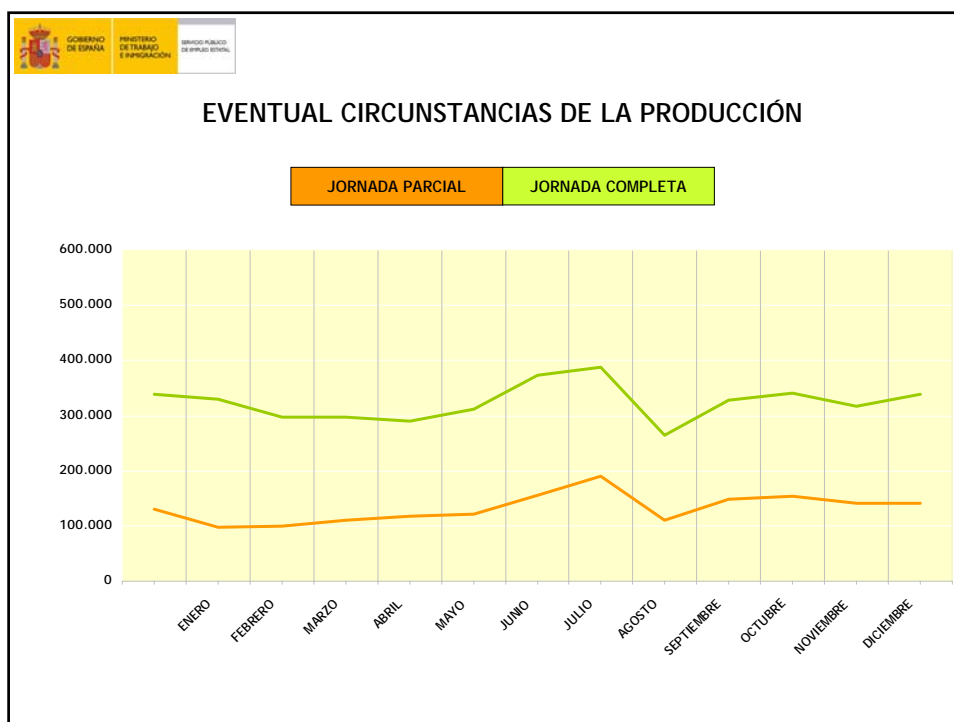
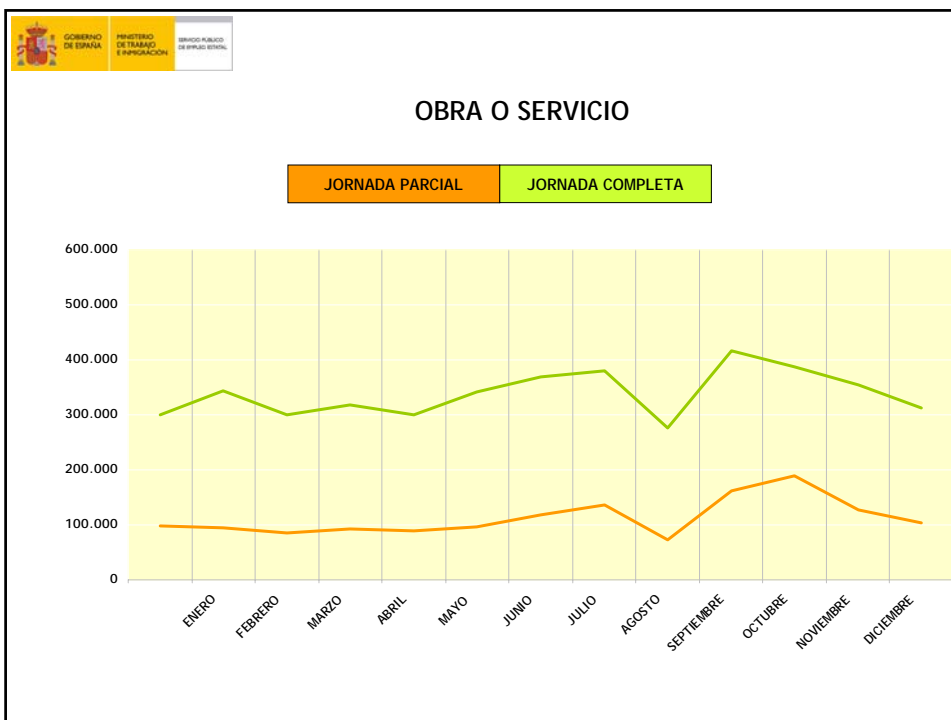
| TIPO DE CONTRATO                                 | ENERO            | FEBRERO          | MARZO            | ABRIL            | MAYO             | JUNIO            |
|--|------------------|------------------|------------------|------------------|------------------|------------------|
| INDEFINIDO ORDINARIO (Bonif./No Bonif.)          | 55.260           | 52.993           | 54.413           | 49.413           | 49.066           | 47.524           |
| BONIFICADO                                       | 5.254            | 5.915            | 6.000            | 5.951            | 6.714            | 6.239            |
| NO BONIFICADO                                    | 50.006           | 47.078           | 48.413           | 43.462           | 42.352           | 41.285           |
| INDEFINIDO FOMENTO DE LA CONTRATACIÓN INDEFINIDA | 13.342           | 14.497           | 15.225           | 15.132           | 16.164           | 16.053           |
| BONIFICADO                                       | 10.692           | 11.761           | 12.316           | 12.338           | 13.587           | 13.432           |
| NO BONIFICADO                                    | 2.650            | 2.736            | 2.909            | 2.794            | 2.577            | 2.621            |
| MINUSVÁLIDOS                                     | 568              | 728              | 712              | 730              | 713              | 656              |
| MINUSVÁLIDOS (sólo bonificados)                  | 116              | 158              | 157              | 146              | 142              | 125              |
| MINUSVÁLIDOS F.C.I                               | 452              | 570              | 555              | 584              | 571              | 531              |
| <b>TOTAL CONTRATOS INDEFINIDOS</b>               | <b>69.170</b>    | <b>68.218</b>    | <b>70.350</b>    | <b>65.275</b>    | <b>65.943</b>    | <b>64.233</b>    |
| OBRA O SERVICIO                                  | 437.667          | 386.055          | 411.115          | 389.078          | 439.840          | 486.008          |
| EVENTUAL CIRCUNSTANCIAS DE LA PRODUCCIÓN         | 428.628          | 395.557          | 407.602          | 407.629          | 434.394          | 528.632          |
| INTERINIDAD                                      | 115.645          | 100.387          | 100.754          | 104.854          | 105.937          | 127.130          |
| TEMPORAL MINUSVÁLIDOS                            | 906              | 1.053            | 1.147            | 1.096            | 1.130            | 1.275            |
| SUSTITUCIÓN POR JUBILACIÓN 64 AÑOS               | 176              | 194              | 178              | 192              | 187              | 189              |
| RELEVO   | 2.722            | 2.450            | 2.729            | 2.496            | 2.428            | 2.796            |
| JUBILACIÓN PARCIAL                               | 2.735            | 2.469            | 2.960            | 2.660            | 2.612            | 3.023            |
| PRÁCTICAS  | 3.719            | 3.216            | 2.913            | 2.489            | 3.054            | 4.123            |
| FORMACIÓN  | 7.687            | 3.832            | 4.339            | 3.485            | 4.322            | 5.135            |
| OTROS CONTRATOS                                  | 6.687            | 5.782            | 6.147            | 5.967            | 7.013            | 8.652            |
| <b>TOTAL CONTRATOS TEMPORALES</b>                | <b>1.006.572</b> | <b>900.995</b>   | <b>939.884</b>   | <b>919.946</b>   | <b>1.000.917</b> | <b>1.166.963</b> |
| <b>TOTAL CONTRATOS INICIALES</b>                 | <b>1.075.742</b> | <b>969.213</b>   | <b>1.010.234</b> | <b>985.221</b>   | <b>1.066.860</b> | <b>1.231.196</b> |
| CONTRATOS CONVERTIDOS EN INDEFINIDOS             | 50.031           | 47.465           | 50.878           | 46.199           | 43.154           | 43.502           |
| ADSCRIPCIONES EN COLABORACIÓN SOCIAL             | 578              | 288              | 420              | 392              | 288              | 485              |
| <b>TOTAL CONTRATOS Y ADSCRIPCIONES</b>           | <b>1.126.351</b> | <b>1.016.966</b> | <b>1.061.532</b> | <b>1.031.812</b> | <b>1.110.302</b> | <b>1.275.183</b> |

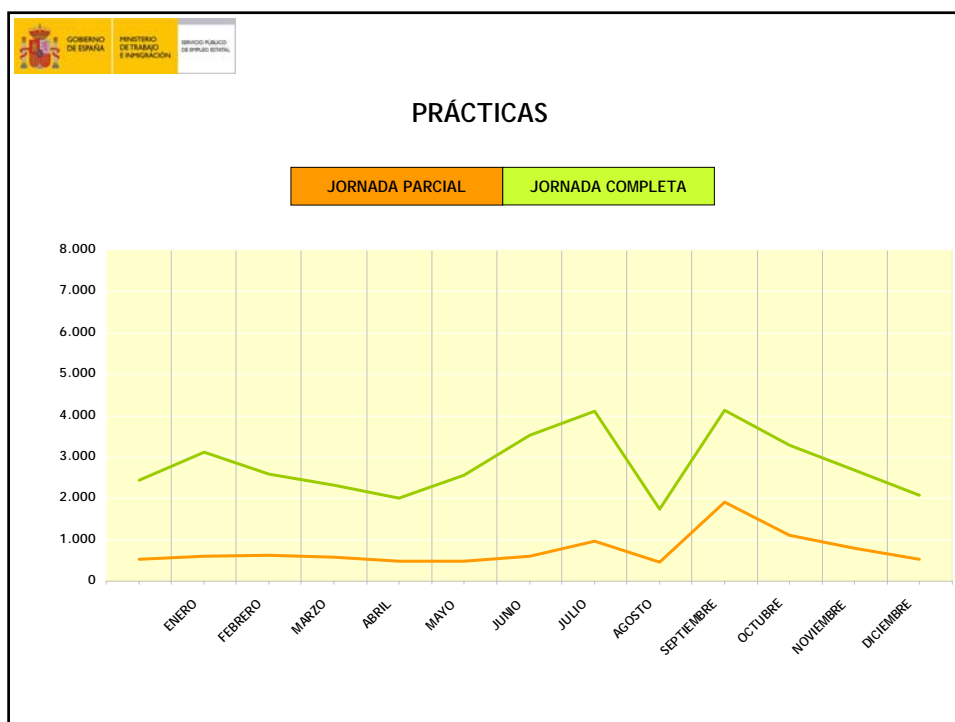
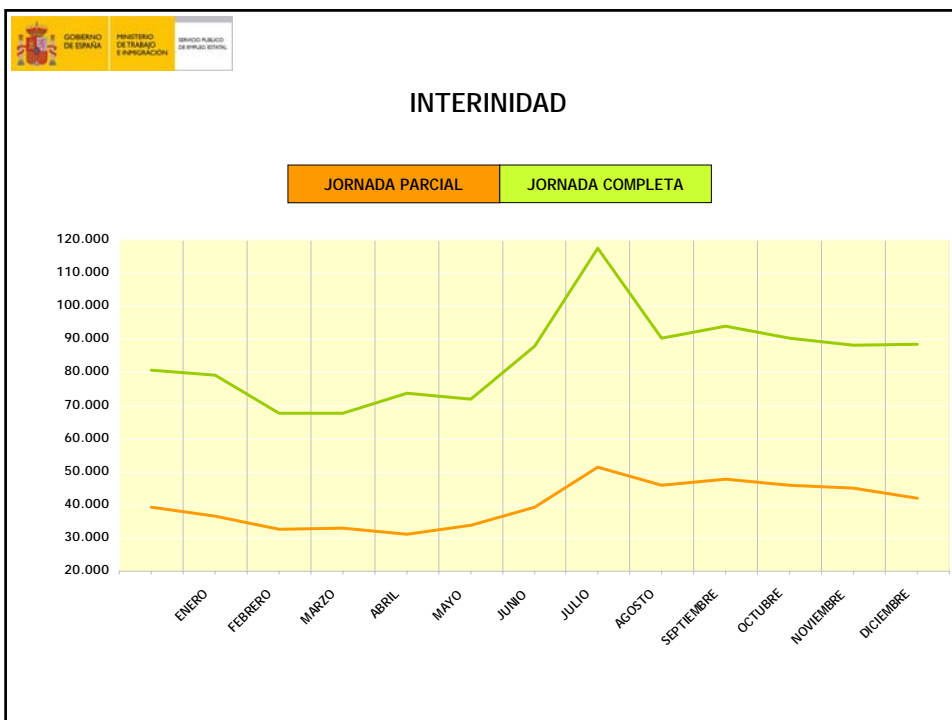
## 2. RESUMEN DE LOS MESES DEL AÑO POR TIPO DE CONTRATO (DATOS DEL MES)

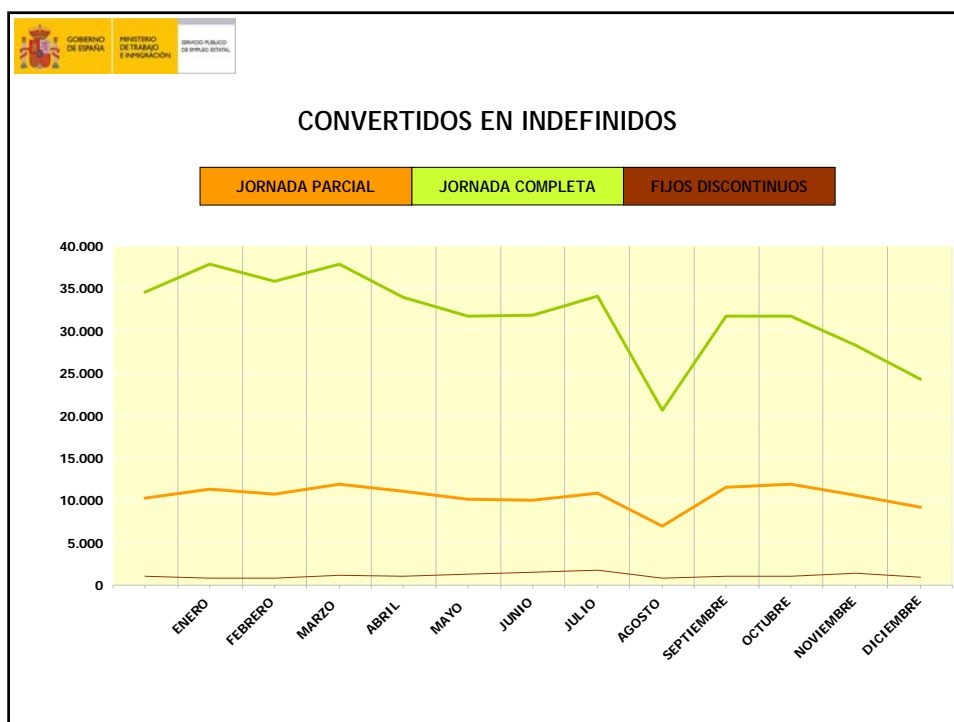
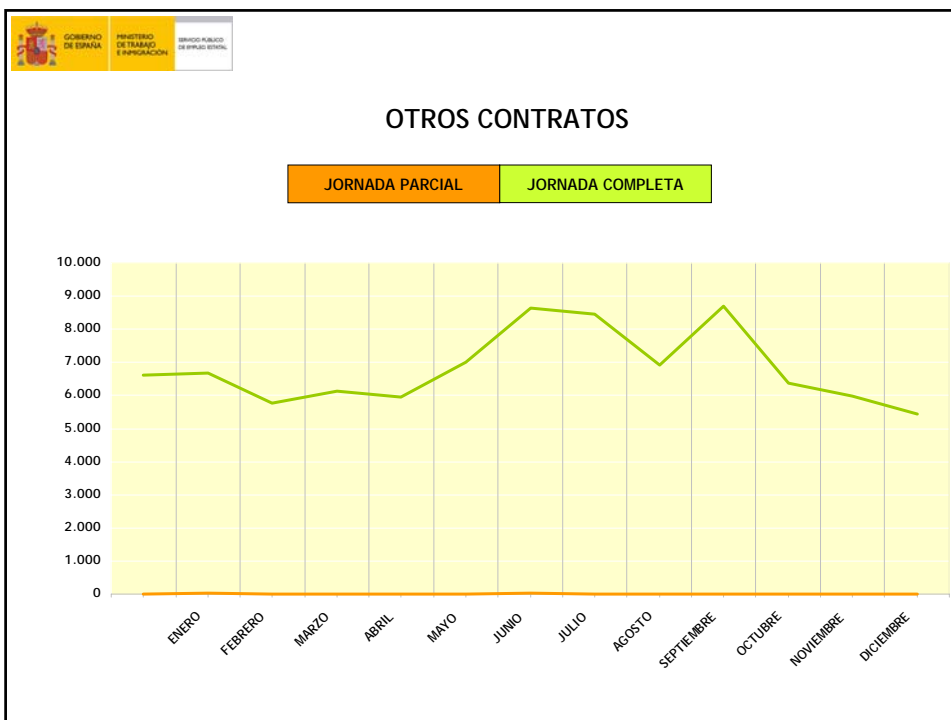
| TIPO DE CONTRATO                                 | JULIO            | AGOSTO         | SEPT.            | OCTUBRE          | NOV.             | DIC.             |
|--|------------------|----------------|------------------|------------------|------------------|------------------|
| INDEFINIDO ORDINARIO (Bonif./No Bonif.)          | 48.125           | 30.272         | 63.699           | 62.715           | 50.390           | 38.934           |
| BONIFICADO                                       | 5.832            | 3.612          | 7.139            | 7.073            | 6.358            | 4.904            |
| NO BONIFICADO                                    | 42.293           | 26.660         | 56.560           | 55.642           | 44.032           | 34.030           |
| INDEFINIDO FOMENTO DE LA CONTRATACIÓN INDEFINIDA | 15.602           | 9.680          | 19.569           | 18.130           | 15.925           | 11.898           |
| BONIFICADO                                       | 12.913           | 7.900          | 15.371           | 14.467           | 13.078           | 9.803            |
| NO BONIFICADO                                    | 2.689            | 1.780          | 4.198            | 3.663            | 2.847            | 2.095            |
| MINUSVÁLIDOS                                     | 668              | 383            | 718              | 837              | 683              | 570              |
| MINUSVÁLIDOS (sólo bonificados)                  | 146              | 85             | 166              | 210              | 163              | 102              |
| MINUSVÁLIDOS F.C.I                               | 522              | 298            | 552              | 627              | 520              | 468              |
| <b>TOTAL CONTRATOS INDEFINIDOS</b>               | <b>64.395</b>    | <b>40.335</b>  | <b>83.986</b>    | <b>81.682</b>    | <b>66.998</b>    | <b>51.402</b>    |
| OBRA O SERVICIO                                  | 516.780          | 348.265        | 579.340          | 576.765          | 482.321          | 415.922          |
| EVENTUAL CIRCUNSTANCIAS DE LA PRODUCCIÓN         | 577.080          | 374.945        | 476.806          | 495.147          | 458.834          | 480.044          |
| INTERINIDAD                                      | 168.746          | 136.235        | 142.066          | 136.183          | 133.354          | 130.718          |
| TEMPORAL MINUSVÁLIDOS                            | 1.381            | 705            | 1.057            | 1.241            | 1.164            | 980              |
| SUSTITUCIÓN POR JUBILACIÓN 64 AÑOS               | 183              | 130            | 181              | 175              | 151              | 184              |
| RELEVO   | 2.816            | 1.745          | 4.154            | 3.115            | 2.831            | 3.880            |
| JUBILACIÓN PARCIAL                               | 3.029            | 1.759          | 4.284            | 3.353            | 3.149            | 4.485            |
| PRÁCTICAS  | 5.069            | 2.194          | 6.044            | 4.384            | 3.478            | 2.606            |
| FORMACIÓN  | 8.318            | 3.165          | 3.809            | 4.621            | 5.333            | 7.481            |
| OTROS CONTRATOS                                  | 8.478            | 6.945          | 8.721            | 6.387            | 5.992            | 5.438            |
| <b>TOTAL CONTRATOS TEMPORALES</b>                | <b>1.291.880</b> | <b>876.088</b> | <b>1.226.462</b> | <b>1.231.371</b> | <b>1.096.607</b> | <b>1.051.738</b> |
| <b>TOTAL CONTRATOS INICIALES</b>                 | <b>1.356.275</b> | <b>916.423</b> | <b>1.310.448</b> | <b>1.313.053</b> | <b>1.163.605</b> | <b>1.103.140</b> |
| CONTRATOS CONVERTIDOS EN INDEFINIDOS             | 46.748           | 28.400         | 44.388           | 44.815           | 40.422           | 34.425           |
| ADSCRIPCIONES EN COLABORACIÓN SOCIAL             | 604              | 134            | 326              | 419              | 272              | 352              |
| <b>TOTAL CONTRATOS Y ADSCRIPCIONES</b>           | <b>1.403.627</b> | <b>944.957</b> | <b>1.355.162</b> | <b>1.358.287</b> | <b>1.204.299</b> | <b>1.137.917</b> |













### 3. RESUMEN DE LOS MESES DEL AÑO POR SEXO Y SECTOR DE ACTIVIDAD ECONOMICA

#### CONTRATOS INICIALES

|                           | ENERO     | FEBRERO | MARZO     | ABRIL   | MAYO      | JUNIO     |
|---------------------------|-----------|---------|-----------|---------|-----------|-----------|
| <b>TOTAL CONTRATOS</b>    | 1.075.742 | 969.213 | 1.010.234 | 985.221 | 1.066.860 | 1.231.196 |
| HOMBRES                   | 575.046   | 521.276 | 537.405   | 519.841 | 577.060   | 661.369   |
| MUJERES                   | 500.696   | 447.937 | 472.829   | 465.380 | 489.800   | 569.827   |
| <b>TOTAL AGRICULTURA</b>  | 187.272   | 164.769 | 151.624   | 116.114 | 130.371   | 120.901   |
| HOMBRES                   | 113.468   | 96.707  | 87.155    | 66.962  | 76.511    | 72.651    |
| MUJERES                   | 73.804    | 68.062  | 64.469    | 49.152  | 53.860    | 48.250    |
| <b>TOTAL INDUSTRIA</b>    | 64.532    | 55.967  | 56.784    | 57.913  | 60.507    | 70.071    |
| HOMBRES                   | 43.490    | 39.299  | 39.243    | 39.386  | 42.093    | 48.617    |
| MUJERES                   | 21.042    | 16.668  | 17.541    | 18.527  | 18.414    | 21.454    |
| <b>TOTAL CONSTRUCCION</b> | 140.299   | 122.463 | 133.703   | 128.329 | 144.276   | 150.382   |
| HOMBRES                   | 130.617   | 112.769 | 121.958   | 117.058 | 132.703   | 137.886   |
| MUJERES                   | 9.682     | 9.694   | 11.745    | 11.271  | 11.573    | 12.496    |
| <b>TOTAL SERVICIOS</b>    | 683.639   | 626.014 | 668.123   | 682.865 | 731.706   | 889.842   |
| HOMBRES                   | 287.471   | 272.501 | 289.049   | 296.435 | 325.753   | 402.215   |
| MUJERES                   | 396.168   | 353.513 | 379.074   | 386.430 | 405.953   | 487.627   |

#### CONTRATOS CONVERTIDOS EN INDEFINIDOS

|                           | ENERO  | FEBRERO | MARZO  | ABRIL  | MAYO   | JUNIO  |
|---------------------------|--------|---------|--------|--------|--------|--------|
| <b>TOTAL CONTRATOS</b>    | 50.031 | 47.465  | 50.878 | 46.199 | 43.154 | 43.502 |
| HOMBRES                   | 26.379 | 25.159  | 26.764 | 24.499 | 23.032 | 23.498 |
| MUJERES                   | 23.652 | 22.306  | 24.334 | 21.700 | 20.122 | 20.004 |
| <b>TOTAL AGRICULTURA</b>  | 743    | 822     | 699    | 777    | 769    | 1.153  |
| HOMBRES                   | 576    | 640     | 562    | 637    | 614    | 816    |
| MUJERES                   | 167    | 182     | 137    | 140    | 155    | 337    |
| <b>TOTAL INDUSTRIA</b>    | 7.306  | 6.569   | 6.494  | 5.913  | 5.693  | 5.669  |
| HOMBRES                   | 5.121  | 4.684   | 4.491  | 4.224  | 4.056  | 4.002  |
| MUJERES                   | 2.185  | 1.885   | 2.003  | 1.689  | 1.637  | 1.667  |
| <b>TOTAL CONSTRUCCION</b> | 4.287  | 4.936   | 5.476  | 4.720  | 4.696  | 4.732  |
| HOMBRES                   | 3.681  | 4.359   | 4.727  | 4.079  | 4.077  | 4.173  |
| MUJERES                   | 606    | 577     | 749    | 641    | 619    | 559    |
| <b>TOTAL SERVICIOS</b>    | 37.695 | 35.138  | 38.209 | 34.789 | 31.996 | 31.948 |
| HOMBRES                   | 17.001 | 15.476  | 16.764 | 15.559 | 14.285 | 14.507 |
| MUJERES                   | 20.694 | 19.662  | 21.445 | 19.230 | 17.711 | 17.441 |

**CONTRATOS INICIALES**

|                           | <b>JULIO</b> | <b>AGOSTO</b> | <b>SEPTIEMBRE</b> | <b>OCTUBRE</b> | <b>NOVIEMBRE</b> | <b>DICIEMBRE</b> |
|---------------------------|--------------|---------------|-------------------|----------------|------------------|------------------|
| <b>TOTAL CONTRATOS</b>    | 1.356.275    | 916.423       | 1.310.448         | 1.313.053      | 1.163.605        | 1.103.140        |
| HOMBRES                   | 715.533      | 497.417       | 684.369           | 677.263        | 617.155          | 576.014          |
| MUJERES                   | 640.742      | 419.006       | 626.079           | 635.790        | 546.450          | 527.126          |
| <b>TOTAL AGRICULTURA</b>  | 103.589      | 93.399        | 172.849           | 168.154        | 148.730          | 202.451          |
| HOMBRES                   | 64.783       | 61.295        | 113.476           | 104.865        | 94.801           | 132.783          |
| MUJERES                   | 38.806       | 32.104        | 59.373            | 63.289         | 53.929           | 69.668           |
| <b>TOTAL INDUSTRIA</b>    | 81.419       | 52.590        | 81.889            | 71.400         | 65.574           | 52.086           |
| HOMBRES                   | 56.669       | 36.156        | 55.402            | 48.614         | 45.076           | 36.176           |
| MUJERES                   | 24.750       | 16.434        | 26.487            | 22.786         | 20.498           | 15.910           |
| <b>TOTAL CONSTRUCCION</b> | 153.220      | 114.238       | 146.137           | 134.211        | 128.688          | 84.125           |
| HOMBRES                   | 143.766      | 106.946       | 135.716           | 122.430        | 117.293          | 76.024           |
| MUJERES                   | 9.454        | 7.292         | 10.421            | 11.781         | 11.395           | 8.101            |
| <b>TOTAL SERVICIOS</b>    | 1.018.047    | 656.196       | 909.573           | 939.288        | 820.613          | 764.478          |
| HOMBRES                   | 450.315      | 293.020       | 379.775           | 401.354        | 359.985          | 331.031          |
| MUJERES                   | 567.732      | 363.176       | 529.798           | 537.934        | 460.628          | 433.447          |

**CONTRATOS CONVERTIDOS EN INDEFINIDOS**

|                           | <b>JULIO</b> | <b>AGOSTO</b> | <b>SEPTIEMBRE</b> | <b>OCTUBRE</b> | <b>NOVIEMBRE</b> | <b>DICIEMBRE</b> |
|---------------------------|--------------|---------------|-------------------|----------------|------------------|------------------|
| <b>TOTAL CONTRATOS</b>    | 46.748       | 28.400        | 44.388            | 44.815         | 40.422           | 34.425           |
| HOMBRES                   | 25.393       | 15.232        | 22.538            | 23.319         | 21.587           | 18.347           |
| MUJERES                   | 21.355       | 13.168        | 21.850            | 21.496         | 18.835           | 16.078           |
| <b>TOTAL AGRICULTURA</b>  | 1.255        | 536           | 545               | 685            | 958              | 784              |
| HOMBRES                   | 893          | 423           | 437               | 540            | 767              | 614              |
| MUJERES                   | 362          | 113           | 108               | 145            | 191              | 170              |
| <b>TOTAL INDUSTRIA</b>    | 5.761        | 3.367         | 5.291             | 5.308          | 4.660            | 4.046            |
| HOMBRES                   | 4.104        | 2.463         | 3.805             | 3.818          | 3.339            | 2.880            |
| MUJERES                   | 1.657        | 904           | 1.486             | 1.490          | 1.321            | 1.166            |
| <b>TOTAL CONSTRUCCION</b> | 4.993        | 2.666         | 4.118             | 4.017          | 3.762            | 3.120            |
| HOMBRES                   | 4.316        | 2.290         | 3.549             | 3.478          | 3.278            | 2.743            |
| MUJERES                   | 677          | 376           | 569               | 539            | 484              | 377              |
| <b>TOTAL SERVICIOS</b>    | 34.739       | 21.831        | 34.434            | 34.805         | 31.042           | 26.475           |
| HOMBRES                   | 16.080       | 10.056        | 14.747            | 15.483         | 14.203           | 12.110           |
| MUJERES                   | 18.659       | 11.775        | 19.687            | 19.322         | 16.839           | 14.365           |

